

# The Daisy Chain

Volume 34 Issue 3

Sept 2023



A black and white line drawing of a girl whose head is a large flower with many petals. She has a smiling face with closed eyes and a small mouth. She is wearing a simple dress and has her arms outstretched to the sides.

terrybukowski@yahoo.com  
gkittoco@adelphia.net  
sandilee43@roadrunner.com  
suemunsell@aol.com  
contrary128@gmail.com  
http://www.terrieledolls.com

In the box at the upper left called Subscriber Password type Daisy Chain 20233 **(You must capitalize the( D & C) our password is case sensitive)** Click on Login. Then click on the second box on the left in the upper menu, the box which says Current Issue. Scroll down to see the article and double click to enlarge the page. Click on download to print in color. **This will be our password for the year to make it easier for you to remember.**

Dec will be here before we know it. You will receive a renewal notice with your newsletter. Please use the form to send in your payment.

**COPYRIGHT**

## Front Cover ~ Sandy Dorsey Collection

**Articles for the Dec  
2023 issue are due  
Nov 15, 2023**

©2023 The Daisy Chain



# 1948 Drum Major

Glenda Kitto



Jerri's 1st Drum Major, 1948, would be suited in white brocade taffeta, red trousers with a taffeta jacket trimmed with gold braid and buttons. His tall rabbit fur hat and boots completed the uniform. Terri wore a companion outfit with a flared skirt, contrasting panties, felt plumed hat with gold veins running through it and her white oil cloth boots. These were advertised as having a lining of red. While this outfit was on the cover of the Fashion Parades for several years, it was not made for much longer than 1948-1949.

## Loopy Tagged

110—Terri in Majorette costume, white brocade satin lined with red taffeta, boots and hat trimmed in gold. .... 20.00 ea.

No.	List Price
1082—Majorette costume, white taffeta brocade, complete with hat and boots .....	7.00 ea.

#1098A Major and Majorette Boots..... .40ea

Rabbit fur Hat measures 4" tall x 3" dia.

Sandra Dorsey Collection



Glenda Kitto Collection

Clothing – Fashion Wardrobe – Drum Major

**LEADING THE PARADE**

Here are Jerri and I on the front cover all dressed up to lead the parade for our football team. Jerri is so proud in his high white fur shaker, with his dashing suit of white brocade taffeta and red trousers with gold braid and buttons. He also wears drum major boots like mine. I am just as proud in my matching costume as Jerri is. I wear a white felt hat trimmed in gold with a red feather. How we both love the music.

(On two weeks notice, I can send you the costumes especially made in your school colors.)

110 Terri	1082 Terri's costume
210 Jerri	2082 Jerri's costume

You may order Jerri and me in your choice of any of 5 different wig colors. Please specify number.

No. 1	Brunette
No. 2	Light Brown
No. 3	Auburn
No. 4	Golden Blend
No. 5	Platinum Blend

Sep 2023

# 1950 - 51 Drum Major

Glenda Kitto



Above photo – Sandra Dorsey Collection

The 2<sup>nd</sup> Drum Major, 1950 - 51, was attired in satin brocade and tall rabbit fur hat. Jerri's satin crossover jacket was trimmed with gold and brads. Terri wears a brocade pleated skirt, crossover contrasting colored jacket with solid white felt hat with plume. The satin brocade was quite thick and could easily be damaged if washed and ironed.

1950 /51 pricing for the Jerri's Drum Major has been reduced to \$5.95 (boots and hat included)

Terri/Jerri dressed in their Drum Major/Majorette sold for \$14.95/Soft Vinyl or \$16.95/Hard Plastic

Sold separately:

Majorette Hat \$ .45 ea.

Drum Major Hat \$1.25 ea.

Majorette Boots White \$ .35 ea

To match Terri's outfit with the brocade patterned pleated skirt, Jerri has a spectacular companion outfit with his Drum Major outfit. Printed Tag.

Terry Bukowski  
Collection



Clothing – Fashion Wardrobe – Drum Major

Sep 2023



# 1952 Drum Major

Glenda Kitto

The 3<sup>th</sup> Drum Major outfit, 1952, has taffeta trousers without trim and a contrasting color crossover jacket. Terri wears a taffeta pleated skirt with contrasting colored top, a printed tag.

Jerri's Drum Major is same as his 1951 outfit.



1952 marks the year of plenty for our dolls. All the marketing statistics we have shows that sales for clothes and dolls was at an all time high. Consequently we have a plethora of examples to present.

#560H Terri in Majorette	\$16.95
#3560H TL Costume only	\$ 5.95
#1560I Jerri in Drum Major	\$16.95
#356I JL Costume only	\$ 5.95

#5800 Majorette Hat	\$ .75
#5801 Drum Major Hat	\$ 1.25



Sandra Dorsey Collection



# 1952 Drum Major

Glenda Kitto



The photo at left was clipped from the internet cannot be attributed to a specific individual but it SHOWS the GREAT GOLD SLACKS that were available! For some reason it also shows the incorrect tall fur cap, see the 1948 page for correct Drum Major hat. The fur pieces shown go with a botany wool coat set.

The photo on the right, with the hot pink slacks, also clipped from the internet, has all the right stuff! Tall fur hat correctly included. Printed Tag.

Just focus in on the glory of the top – slacks and boots – bright bold colors, Perfection!

The Taffeta slacks/skirts/tops can be found in a mixture of color combinations in keeping with the tradition of colors associated with your *School Colors*.



Dennis Ross Collection





# 1952 Drum Major

Glenda Kitto




When going through the Terri Lee monthly magazines and catalogs, the dollies discovered to their astonishment, that they could order custom-made costumes for the Majorette or Cheerleader in colors unique to their school. Not only were there special-order outfits but additional accessories were available. There was the tallest of rabbit fur hats, a Shako or Shaker otherwise known as a cone-like military headdress for the Drum Major who led the parade, or a felt Drum Major hat available with great plumed feathers. Of course, the Drum Major proudly waved his mace or what we would call a baton. There was even a drum with drum sticks.



# 1953 Drum Major

Glenda Kitto


The 4<sup>rd</sup> Drum Major outfit, 1953, wears satin trousers trimmed with heavy gold braid from waist to hem again with the crossover jacket trimmed with gold and brads. Terri wears a white satin tunic with contrasting color shoulder cape containing a printed tag.



1953 pricing \$5.95  
(boots and hat included)

The addition of the gold braid on both TL and JL was a wise decision. Like all outfits Terri Lee this was available in all colors.

Printed Tag.





# 1954 Drum Major

Glenda Kitto

The 5<sup>th</sup> Drum Major outfit, 1954, has taffeta trousers without trim and contrasting color crossover jacket. Terri wears taffeta pleated skirt with contrasting colored top. This outfit is basically the same as the 1952 outfit with one exception; it now has an embroidered tag.

Another new addition is that a Drum with drum sticks included.

#560H	TL dressed as Majorette	\$16.95
#3560H	Terri Majorette outfit	\$ 5.95
#1560H	JL dressed as Drum Major	\$16.95
J #4560H	Drum Major outfit	\$ 5.95
#5702	Majorette Boots	\$ .35
#5800	Majorette Hat	\$ .75
#5801	Drum Major Fur Hat	\$1.25



Glenda Kitto Collection



Terry Bukowski Collection



# 1955 - 56 Drum Major

Glenda Kitto

The 6<sup>th</sup> Drum Major outfit, 1955- 1956, returns to satin trousers with Gold Braid trim, a crossover jacket and either a tall fur hat or felt. Terri now has a two toned, Princess style, one piece satin dress with an embroidered tag. There are two (2) versions of the Princess style dress which is with gold braid trim on shoulders or no trim.



Terry Bukowski Collection

Tiny Terri Lee and Tiny Jerri Lee are introduced and have identical garments.



Terri and Jerri in their Drum Major and Majorette fashions present the new blond hand-painted Deluxe Wardrobe Chest with Terri Lee autograph.

#1165	T dressed as Majorette	\$15.95
#1365	Terri Majorette outfit	\$ 5.95
#2140	J dressed as Drum Major	\$16.95
#2340	J Drum Major outfit	\$ 5.95



Glenda Kitto Collection



1165 Terri in Majorette 15.95

2140 Jerri in Drum Major 15.95



# 1955 - 56 Drum Major

Glenda Kitto



A MIB Drum Major  
Satin slacks, Dark Blue felt  
hat.



The second version of the Princess Style Majorette with the gold braid Epilets as shoulder trim.  
Both have never been on a doll. Colors remain bright and clean!



# 1955 - 56 Drum Major

Glenda Kitto

#4140	TJL dressed as Drum Major	\$ 6.98
#3165	TTL dressed as Majorette	\$ 6.98
#3365	TTL Majorette outfit	\$ 3.69
#4340	TJL Drum Major outfit	\$ 3.69
#5702	Majorette Boots	\$ .35
#5800	Majorette Hat	\$ .75
#5801	Drum Major Fur Hat	\$1.25



Terry Bukowski Collection



Wanda Houck Collection

Clothing – Fashion Wardrobe – Drum Major

Sep 2023



# Drum Major - Drum

Glenda Kitto

We occasionally come across an item that we question as to its authenticity to the Terri Lee Doll. Here is one of those items: A drum, drum sticks and ribbon.

First clue – the ribbon is the very same as used in Terri Lee's bows. OK, it could very well be real.

Second clue – several have now been collected with JL Drum Majors, all are the same.

Drum Dimensions: 2 3/16" tall x 2 1/16" dia.

Sticks Dimensions: 1 7/8" long

The top of the drum opens so it can hold the sticks inside, no losing them here.



This drum came with the pair of dolls at left. A nice matching pair. Notice how the drum sits on the ribbon and that the ribbon is correct length for Jerri. It must be a real Terri Lee accessory.

Below is a drum belonging to Terry Bukowski – it is identical!



I believe the ribbon color was changed to match the outfits since the drum in the Dennis Ross collection is gold toned. Review pg2 of the 1952 Drum Major article for Dennis' drum. I like how his ribbon is tied around the drum.

Clothing – Fashion Wardrobe – Drum Major

Sep 2023



# Terri Lee Majorette Hats

By YoursTerriLee

Terri Lee as a majorette was not one of Violet Gradwohl's first creations. The majorette costume does not appear in very early company literature like the advertisements in Jr. Magazine or early brochures. There is no majorette doll on the Merry-go-round box cover either. But when Violet decided to create a majorette she certainly did it with flair and used Terri Lee and Jerri Lee as majorette and drum major on the cover of all of the Lincoln Nebraska fashion Parades and the 1952 and 1954

Apple Valley Fashion Parades as well. The first loopy tag majorette costume is fashioned of taffeta brocade similar to that used in the ice skating costumes and the skirt is circular. All subsequent majorette skirts are pleated. The hat that accompanies this outfit is the most elusive of the majorette hats. It is made of molded felt with veins of gold running through it. This costume seems to have just been made in white with red taffeta lining. If you have a different version of this outfit please email me a picture of it. The outfit probably dates to about 1948 and the price list states \$13.95 for the doll in majorette costume or \$5.95 for the costume alone. This was a very expensive costume.

The next majorette hat offered by the company was a soft off-white felt and consisted of three pieces sewn together. It was taller in the front than the back and had an elastic chin strap and usually had a feather. Some had gold braiding across the bill. I can verify the date of this hat because I have the shipping invoice dating to March 26, 1951 in Lincoln Nebraska.





CUSTOMER'S  
ORDER NO. \_\_\_\_\_ DATE March 26, 19 51

M. \_\_\_\_\_

ADDRESS Rosewell, New Mexico

Sold By	Cash	C. O. D.	Charge	On Acct.	Minor. Retd.	Paid Out
	<b>X</b>					

Quantity	DESCRIPTION	Price	Amount
1	#1083 - Majorette boots		35
1	#1084 - Majorette hat		45
			80
	Cash received for \$1.00 order equals .80		
	For the balance of .20 we are including 1 pair of white shoes.		
			PAID

TERRI LEE inc.  
*Creators of a new Era in Hats*

2012 "O" STREET LINCOLN, NEBR.

INCOLN  
MAY 21  
4:30 PM  
1951  
NEBR.

The October 1952 Monthly booklet which features the majorette and drum major costumes on the cover shows Terri Lee wearing this sewn felt version of the hat. Terri's costume is the taffeta version which could be ordered in "your own" school colors and I don't see a picture of the embossed taffeta skirt costume which I believe is earlier. The dolls on the cover of this monthly magazine are believed to be the only time Dotty Eyed versions of Terri Lee are featured.





Terri Lee appears on the cover of the July 1953 Monthly Magazine in a new version of the majorette costume which is a one piece white satin dress with pleated skirt. It came with a taffeta cape trimmed in gold which appears in many different colors. The photo has been cut and pasted and the hat is undistinguishable? Is it a sewn felt hat or a molded hat?

Majorette and Drum Major are leading the parade on the front cover of the 1954 Fashion Parade but take a closer look at the majorette costume! It appears to be just like the silver lame skating dress. The texture of the printed page may be what is making it appear to be lame but I have never seen this majorette outfit in a solid color as it is pictured. It was made in satin in several two tone versions of white



and red, white and blue, blue and gold

and other colors. It is shown here in blue and yellow satin from the display at the Kansas City Daisy Chain Convention 2011.



The hat pictured here is the molded felt hat which comes in so many different colors and is the most frequently found Terri Lee majorette hat. Please contact me if you have a mint-in-



box version of this costume made in lame or if you have further details.

[Sandilee43@roadrunner.com](mailto:Sandilee43@roadrunner.com). The price of the doll in costume for 1954 has now risen to \$16.95 but the costume alone is still \$5.95. The 1956 Fashion parade utilizes the same picture as the 1954 magazine but the price has dropped for the doll in costume to \$15.95.



Tiny Terri Lee who debuted in 1955 has a molded felt hat in shades of blue or red.

Tiny Terri Lee in Majorette costume was priced at \$6.98 and the costume alone was \$3.69

Pictures are from the Daisy Chain Convention



This assortment of large Terri Lee molded felt majorette hats belongs to Glenda Kitto.

# *Little Mother Sews a Majorette Hat for Terri Lee*

By Mary M Hayden

Terri Lee's vintage majorette hats can be riddled by moth holes or crushed. Lucky that you can easily make her a new one.

## Materials:

12" x 12" piece of wool felt

6" 1/8" gold braid

2 tiny 1/4" gold buttons

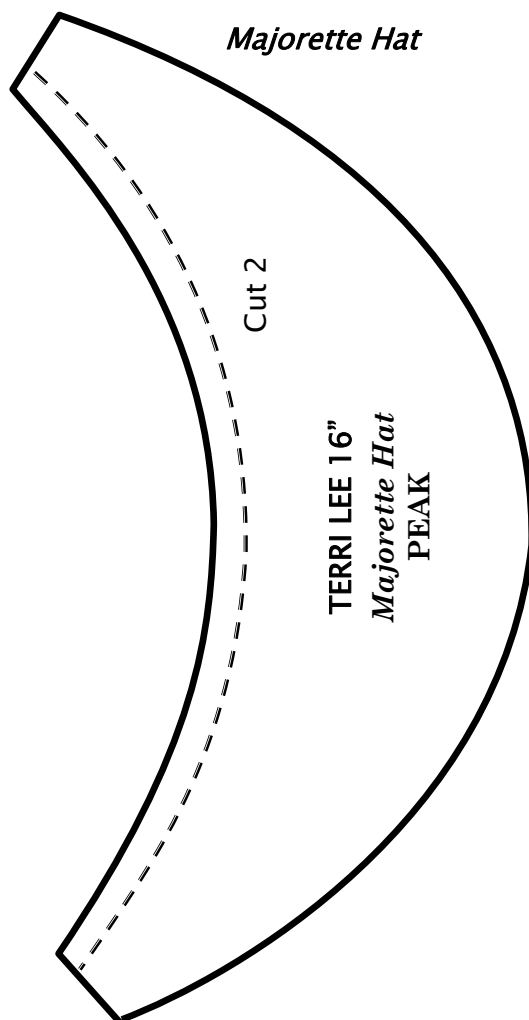
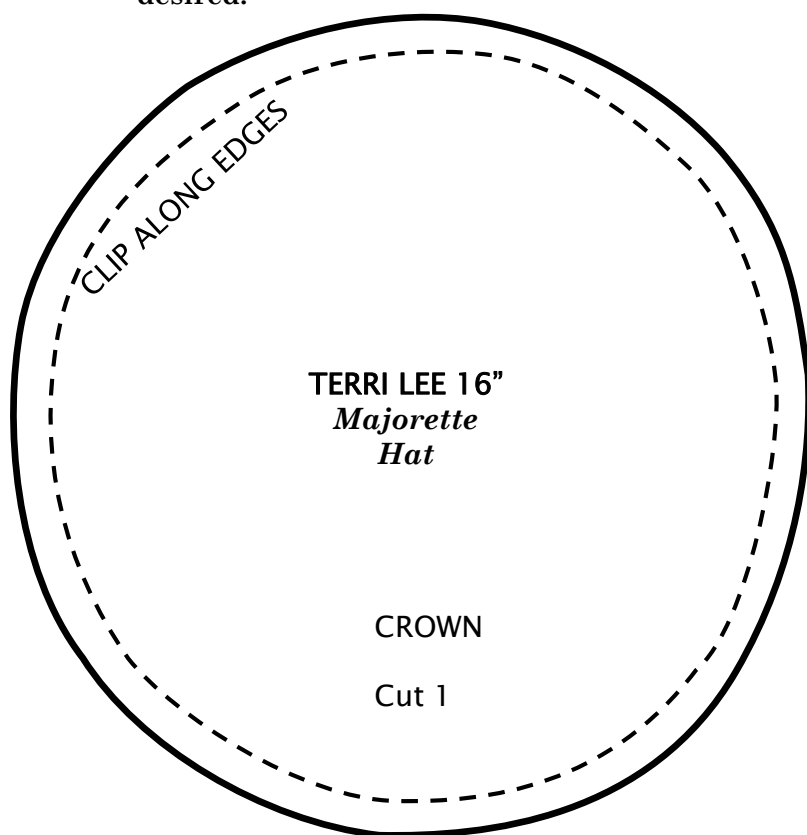
9" of 1/4" elastic

Feathers

Thread

## Instructions: Sew all seams 1/4"

1. Cut 1 piece of felt 3 1/2" wide by 11 3/4" long, this is the body of the hat.
2. Sew back seam, making a tube.
3. With right sides together, sew the hat crown on the tube; it helps to clip the tube to fit the crown. Turn right side out.
4. Sew the two pieces of the peak together along outer edge; I have used an overcast stitch.
5. Sew peak to the inside of the tube.
6. At ends of the peak, sew elastic in place to the inside, add gold braid and buttons on outside, add feathers as desired.





# Little Mother Sews a Drum Major Hat for Jerri Lee

By Mary M. Hayden

Here we are again taking a look at vintage fur. If taken proper care of, it will last ages, but Terri Lee dolls were to be loved and played with: so the fur items took a beating. I use faux fur for making Jerri a new Drum Major hat, it is easy to work with, but you can use real rabbit fur. Some craft stores sell rabbit fur.

## Materials:

5" x 5" piece of wool felt

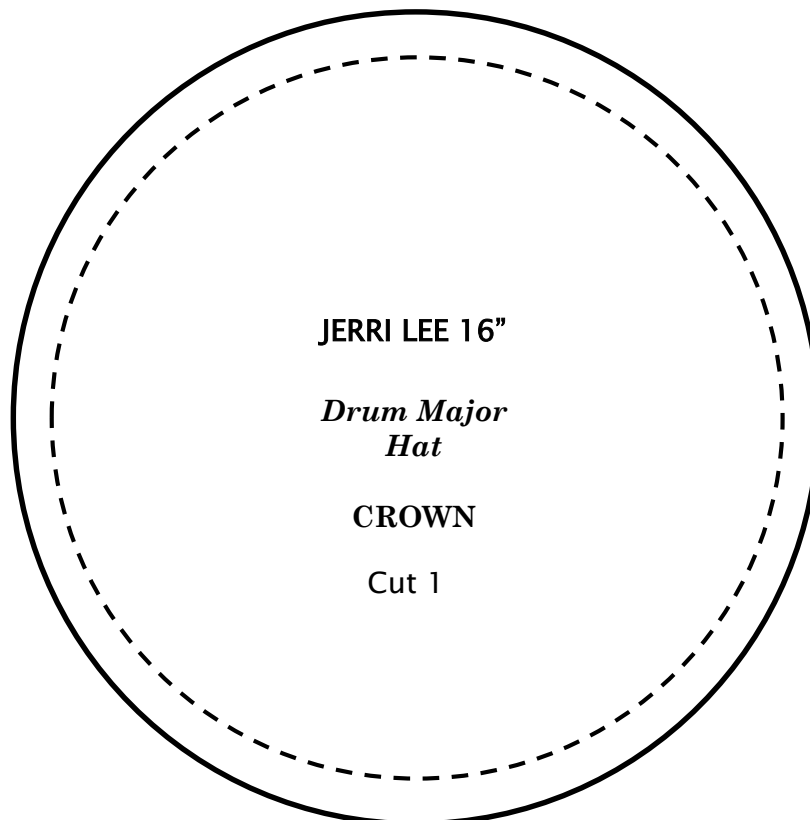
4" x 12" piece of faux fur (or rabbit)

9" piece of 1/4" elastic

Thread

## Instructions: Sew all seams 1/4"

1. Sew back seam of fur making tube.
2. With right sides together, sew the hat crown on the tube; clip along edges of crown to fit. Turn right side out.
3. Sew elastic for chin strap, half way round the hat on each side.
4. Use interfacing or tissue to hold hat upright.



*New Drum Major Hat*

Terri Lee's very own  
Patterns drafted from  
factory originals

## New patterns for August

Riding (Jodhpur) costume #1086

Cowgirl Costume #1085

Scotch Costume #1071

## May patterns:

Garden Dress and Bonnet #1087

Southern Belle #1099

Patterns \$10.00 each postage  
included. Save on book prices

Contact me for information:

[contrary128@gmail.com](mailto:contrary128@gmail.com)

# Tiny Terri's Cedar Chest

Terry Bukowski

In 1955 a cedar chest was offered for Tiny Terri Lee. The cedar chest picture doesn't show up in any Terri Lee literature, however we know they were made by the Lane Company and were for sale for at least three years in the salesman price lists. In the 1950's the Lane Co. offered these small cedar chests as a high school graduation gift. I received my chest when I graduated in the 70's. The miniature chest could be ordered in bulk packs or individually boxed, which is what Vi took advantage of and created a hope chest for Tiny Terri Lee. It was a promotion that the Lane Co hoped parents would purchase the larger cedar chest for their daughters.



The chest on the left measures 9" length x 4" wide x 3 3/4" tall. The chest on the right measures 9" length x 4" wide x 4" tall. These chests could be purchased separately on "packed". If you purchased the packed chest it would come with Tiny Terri's bride dress, nitie, robe & slippers. Just what one would expect in a hope chest.

<b>Bridal Cedar Chest: Miniature Lane Chest with Bride Dress, Nitie, Robe &amp; Slippers</b>	<b>3810</b>		<b>7.98</b>	1955 Price list
--	-------------	--	-------------	-----------------



# Tiny Terri's Cedar Chest


Terry Bukowski

Miniature Lane Cedar chest	3846	2.98	1956 Price List
Miniature Chest Packed	3847	7.98	

Miniature Lane Cedar chest	3846	1.50	1957 Price List
Miniature Chest Packed	3847	5.98	

Notice how the prices are going down.

Below is the inside lid of the Lane cedar chest which varied. There are three



versions. Only "TERRI LEE" is stamped on the left, the second example has an indented detail where a triangle has been routed out and Terri Lee is stamped in the middle, and the third one just has the triangle no Terri Lee. Question did the Lane Company automatically start putting the triangle on the lid to be stamped later or were they anticipating Vi to order more? Or just an oversight that Terri Lee was not stamped in the triangle.

All cedar chests come with a key in an envelope.



# Tiny Terri's Cedar Chest

Terry Bukowski

Karen Hargrove started investigating the Tiny Terri Cedar Chest for a program at the upcoming Terri Lee Convention and wanted to find out more about Vi's involvement with the Lane Company. She contacted Chad Hilkemeier who has a website on the topic.

Hello, Chad,

I am writing to ask you if you know of and have seen the small Lane chests with "Terri Lee" stamped/burned into the inside lid of the small cedar boxes. They were sold by the Terri Lee doll company in the 1950's. (There is no furniture store stamp on these.) I have read through your website and cannot find any mention of a contract or order from Violet Gradwohl, the president of that doll company, or perhaps Grace Hast, who worked with Vi. Terri Lee dolls were very popular in the late 1940's----1960's, and are enjoying a revival these days.

My interest is that I am a collector of these dolls (in a very small way---I received my original doll for Christmas, about 1958), I belong to the Terri Lee doll club, and am doing a short presentation on these chests and the Lane company for our annual convention in September. I live about 18 miles from the site of the old Smyrna, TN cedar mill and lumberyard. When my husband, who grew up in McMinnville, TN, was a young man and drove through Smyrna, he said he could smell the lovely scent of cedar for miles!

I am attaching three pictures of this type of chest: one has a lid that just had the name "Terri Lee" (mine is like that one and measures 4" x 4" x 9"); another that had a depressed shape like a clothes hanger inside the lid, with "Terri Lee" imprinted on that. A third chest was ordered for club members as a convention gift in 1998; it has the painted heart and floral design on the lid.

Please let me know if there is anything to be found out ---



# Tiny Terri's Cedar Chest

Terry Bukowski

like who ordered them and when, how many were ordered, and so forth--- about these specialty miniature cedar chests made for the Terri Lee company or club!

Karen Hargrove

Christiana, TN

---

Below is Chad's Milkemeier's reply to Karen's email was swift and informative. You may find additional information on his website [www.lanecedarbox.com](http://www.lanecedarbox.com)

Karen,

This is all very interesting, and I thank you for sharing it with me!

I have been researching the Lane miniature boxes for around 10 years now and have seen several boxes with "Terri Lee" under the lid. However, honestly, I never thought much about it as I have typically been mostly interested in the Girl Graduate Plan. HOWEVER, this Terri Lee connection is very interesting for several reasons.

The Girl Graduate Plan was in full swing in the 1950's-1970's and it was a highly successful and coveted program to participate in. Dealers had quotas and requirements in order to be allowed to buy the boxes from Lane to present to the graduates. It wasn't until the 1980's and later that Lane began looking at other avenues to distribute the boxes through other than graduating girls. Your third box from the 90's is an example of this. Many of these boxes sold in retail settings are found in the section of my site called "Non-Girl Graduate Plan Boxes." These retail experiences weren't horribly successful.

The style of the first two boxes supports what you have said - they were made in the 1950's. Until now, I wasn't aware that Lane distributed boxes outside of the Girl Graduate Plan as early as the 1950's! This leads me to believe that

# Tiny Terri's Cedar Chest

Terry Bukowski

Terri Lee, and the folks you mentioned that worked there, had a **very close** and special relationship with Lane in order for them to get access to the boxes and to get them stamped with "Terri Lee!" Again, this was highly unusual and may have been the only case, at least this far back, where Lane stamped boxes for a company other than their dealers!

Regarding the second box with the triangle carved around the name...This triangle was a set routed shape used to run the lids through when a mistake was made. The triangle was just deep enough and big enough to erase any mistakes made during the debossing/branding process. I think this is interesting. If Terri Lee bought the boxes from Lane, I would think they would expect better stamps like in your first box. These triangles aren't that common and the fact that you have a picture of one with Terri Lee gets me thinking...I wonder if Lane sold these "blemished" boxes to Terri Lee at a discount? The boxes weren't that expensive for the dealers anyway...a few dollars each...but maybe it was a way for Lane to justify the retail activity. Just a thought.

I spent an entire day in the Lane company archives in Richmond, VA combing through company records. Honestly, I wasn't looking for anything related to Terri Lee, so nothing stood out to me about it. There could be something there but the records are very limited due to several catastrophes that hit the plant including floods and fires. Now that I know the story of Terri Lee and the dolls, I'll pay closer attention.

I have a couple of contacts that are former Lane employees. I'll reach out to them to see if they know anything about the Terri Lee connection.

Again, thank you for sharing and I hope I've been of some help to you for your presentation.

Chad



# Tiny Terri's Cedar Chest

Terry Bukowski

Chad's email suggests that the cedar chests Vi purchased could have been a second that the company used a routed shape to erase the name that was originally stamped. The cedar chest Glenda has with the routed shape and no name could be just a second sold with any ties to Terri Lee. We may never know as there are no longer records.



This warning was on the bottom of a vintage small cedar chest, so if you do find a “TERRI LEE” version the cedar smell may be gone.

# Tiny Terri's Cedar Chest

Terry Bukowski

Here is a picture of what would come in the Bridal Cedar Chests Miniature Lane Chest with Bride Dress, Nitie, Robe & Slippers.





# Tiny Terri's Cedar Chest

Terry Bukowski



A thrilling gift for the girl graduate—a beautifully clean-cut Lane Chest in white fawn mahogany with self-lifting tray. Model #2924 (Lane Table, model #246). Chest price, **\$59.95\***

For the dreams that start at graduation time, give her...

## A LANE CEDAR CHEST!

**S**UDDENLY, it seems, a magic door has opened . . . and yesterday's schoolgirl becomes today's girl graduate . . . with a lot of exciting new dreams of her future—

What better time than now to help turn those dreams into wise and practical planning by giving her a Lane Cedar Chest?

For a Lane has a very special way of gathering other gifts—gifts for the future.

Soon a luxurious collection of downy blankets, silk-smooth sheets, fine table linens for her "someday" home, lovely lingerie, too, will find their way into her Lane's safekeeping.

And, of course, a Lane guards precious woolens, furs; keeps them wonderfully fresh—safe from moths and dust—as no other storage method can. Remember, too, only one garment saved pays for your Lane.

Lane is the **ONLY** pressure-tested, aroma-tight cedar chest. Made of 3/4-inch red cedar in accordance with U. S. Government recommendations, with a moth-protection guarantee underwritten by one of the world's largest insurance companies, upon proper application. The Lane Company, Inc., Dept. L, Altavista, Va. In Canada: Knechtels, Ltd., Hanover, Ont.

Many Lane Chests at... **\$49.95\***  
Easy terms

Also makers of Lane Tables

© 1953, The Lane Company, Inc., Altavista, Va.



**Modern console** in blond oak. Interior drawer and adjustable shelves. A handsome piece for any room. Model C-108—\$99.95.\*



**Handsome 18th Century Chest** in rich mahogany. Patented self-lifting tray. Model #2601—\$59.95.\*



**Superb modern** in blond oak. Lane's self-lifting tray. Model #2913. Also in walnut, #2949. Each, \$49.95.\* Lane Table, #247.



**Streamlined modern** in walnut and paldao wood. Lane's self-lifting tray. Model #2940—\$49.95.\* Lane Table, #296.



**Decorative modern** in figured avodire, a honey-blond wood of unusual beauty. Automatic tray. Model #2700—\$69.95.\*



**Attractive modern** in rich walnut. Self-lifting tray. Model #2874. Same design in gray walnut. #2869. Each, \$59.95.\*



**18th Century Chest** in mahogany. Drawer in base, simulated drawers above. Model #2221. Similar chest in pine, #2944. \$79.95.\*



**Unusual modern** in blond oak. Secret drawer. Model #2852. Also in white fawn or cordovan mahogany; or walnut. \$79.95.\*

\*\$5.00 higher in the West due to higher freight costs—slightly higher in Canada.

Above is what a parent would have considered in the 1950s.

# Tiny Terri's Cedar Chest

Terry Bukowski

In 1998 I saw an ad in a magazine that the Lane company was selling small cedar chests, I remember there were different designs to choose from. The design on top of the cedar chest is a change from the original cedar chests made in the past. I thought it would be a wonderful convention gift and contacted the Lane Co to secure my purchase.



The convention cedar chest is totally different from the older cedar chests. There is a beautiful design stenciled on the top.

The new chests are made of solid pine with a light pine finish. The chest is 9" x 5" x 3 1/2". The following pages are what was offered.





# Tiny Terri's Cedar Chest

Terry Bukowski

**Lane®**  
K E E P S A K E  
C H E S T S



133-01 HEART AND DOVES  
Solid cedar, antique red cedar finish.



159-01 FLAG  
Solid pine; light pine finish;  
flag motif decoration.



136-01 BENEVOLENCE®  
Solid pine; light pine finish.



75-01 ENDEARMENT®  
Solid pine; light pine finish;  
hearts and birds decoration.



126-01 CHRISTMAS GOOSE®  
Solid cedar; antique red cedar finish.



103-01 MERRY MERRY CHRISTMAS®  
Solid pine; light pine finish.



124-01 PATCHWORK OF TOYS®  
Solid pine; light pine finish.



132-01 CHRISTMAS BELLS®  
Solid cedar; antique red cedar finish.

S P O R T S B O X  
C O L L E C T I O N®



174-01 FOOTBALL®  
Solid pine; light pine finish.



175-01 SOCCER®  
Solid pine; light pine finish.



176-01 BASEBALL®  
Solid pine; light pine finish.



177-01 HOCKEY®  
Solid pine; light pine finish.



178-01 BASKETBALL®  
Solid pine; light pine finish.



180-01 TENNIS®  
Solid pine; light pine finish.



181-01 VOLLEYBALL®  
Solid pine; light pine finish.



182-01 PAR FOUR®  
Solid pine; light pine finish.




179-01 GOLF®  
Solid pine; light pine finish.

# Tiny Terri's Cedar Chest

Terry Bukowski

A R T O F G O L F  
C O L L E C T I O N

Beth Zink combines her artistic talent and her love of golf



167-01 CLUBHOUSE  
Solid pine; light pine finish.



186-01 PERFECT FINISH  
Solid pine; light pine finish.



187-01 SANDBLAST  
Solid pine; light pine finish.



188-01 EVERGREEN  
Solid pine; light pine finish.



189-01 GREEN CACTUS  
Solid pine; light pine finish.




190-01 PAR EXCELLENCE  
Solid pine; light pine finish.

161-01 WEDDING BOUQUET®  
Solid pine; light pine finish.  
Shown with optional 1-87 miniature stand




112-01 VICTORIAN BOUQUET®  
Solid pine; washed pine finish.



143-01 CARROUSEL®  
Solid pine; light pine finish.



154-01 CARTOON MICKEY®  
Solid pine; light pine finish.



156-01 COURTSHIP MINNIE/MICKEY®  
Solid pine; light pine finish.



165-01 HOLIDAY MICKEY  
AND FRIENDS®  
Solid pine; light pine finish.



157-01 TWINKLE TWINKLE LITTLE STAR®  
Solid pine; light pine finish.



70-01 BOUNTIFUL®  
Solid pine; light pine finish;  
award-winning heart motif decoration.

These charming and useful chests can be ordered in bulk packs or individually boxed. Each miniature chest features a functional lock and key. What a great feeling knowing exactly where to find the special treasures you have been saving for posterity! Inside every miniature chest is a solid brass plaque offer which enables you to personalize the chest. All chests display hand-applied decoration, plus functional lock and key. Each is 9" x 5" x 3 1/2" high.



152-01 SWEETHEART MICKEY®  
Solid pine; light pine finish.

© Copyright The Lane Company, Inc.

\* Copyright Disney

Property of The Lane Company, Inc., Allavista, VA 24517-0151 Phone 804-369-5641 8/97



# A Transitional Terri Lee Doll

By Sandy Dorsey (Yoursterrilee)

For Easter of 1950 Violet Gradwohl sent out a Pre-Friendship Club letter introducing a pique Easter suit and a Garden Dress. Recently I was able to purchase a doll with these two outfits from the original owner who lived in Illinois at




organdy with lace trim. The satin ribbon is two sided pink on one side and blue on the other. The dress closes in the back with hand sewn round snaps. An older type of lace is used on the bonnet and petticoat. The outfit includes a long petticoat and a lace trimmed chemise. It does NOT have a Loopy tag.



the time the doll was purchased. The doll is in perfect unplayed with condition and gives me some insight of the transition of the Painted Plastic dolls and clothing.

The doll is painted plastic with a mannequin wig which is softer than usual. She has side braids.

The "Garden Dress" outfit is aqua





From the order form you can see that the pique suit came in green, blue or red and was available for Terri Lee and Jerri Lee. The Garden Dress could be ordered in White, aqua or yellow. Does anyone have this dress in white? It could be a confirmation dress, or a quincenera dress or even a wedding dress in white. There are no numbers to order the outfit. The dress and bonnet are listed at \$4.95 and the chemise is separate at 50 cents and the petticoat at 85 cents.

These outfits do not appear in the 1948 first Fashion Parade. They do appear in the following Fashion Parades on page 28 with and without Gene Autry.

Send to TERRI LEE, 2012 'O' ST, LINCOLN, NEBR.

THIS IS THE COUPON YOU CAN FILL OUT  
AND SEND TO ME IF YOU CANNOT FIND ME IN  
YOUR TOWN.

I AM ENCLOSING CHECK OR MONEY ORDER \$ \_\_\_\_\_  
FOR! (NO C.O.D.'S PLEASE)

- |  |  |
|--|--|
| <input type="checkbox"/> TERRI IN PIQUE SUIT.....\$11.95                                   | PIQUE SUIT<br>GREEN, BLUE<br>OR RED      |
| <input type="checkbox"/> JERRI IN PIQUE SUIT.....11.95                                     | 1ST CHOICE                               |
| <input type="checkbox"/> TERRI'S SUIT ONLY.....2.50<br>(SHIRT, JACKET, TAIL, SHOULDER BAG) | 2ND CHOICE                               |
| <input type="checkbox"/> JERRI'S SUIT ONLY.....2.50<br>(PANTS, SHIRT, JACKET AND BEANIE)   | GARDEN DRESS<br>WHITE, AQUA<br>OR YELLOW |
| <input type="checkbox"/> TERRI IN GARDEN DRESS<br>AND BONNET..13.95                        | 1ST CH. _____<br>2ND CH. _____           |
| <input type="checkbox"/> GARDEN DRESS & BONNET ONLY....4.95                                |  |
| <input type="checkbox"/> CHEMISE ONLY......50  |  |
| <input type="checkbox"/> LONG PETTICOAT, ONLY......85                                      |  |

PLEASE PRINT

MY NAME \_\_\_\_\_ AGE \_\_\_\_\_

ADDRESS \_\_\_\_\_

I HAVE A FRIEND WHO WOULD LIKE TO RECEIVE TERRI'S LETTERS

HER NAME \_\_\_\_\_ AGE \_\_\_\_\_

ADDRESS \_\_\_\_\_

STREET TOWN





Page  
28

80 Terri in Garden  
Dress

20B Terri in Pique Suit,  
Beret and Purse

### SUMMER PARTIES

These two costumes come in mighty handy when I get invitations to late Spring and Summer parties. If it is a garden party or wedding party I wear my long organdy frock with chemise and long petticoat. My bonnet is made of organdy and lace, lined with a shade of satin to blend with ribbons and flowers. My new crisp pique suit is in a 2 color tone combination. A very smart pique beret and shoulder bag set off my costume and make it just the thing to wear to informal parties. This is also my favorite outfit to wear to Sunday School. Jerri has a pique suit to match mine.

220B Jerri, Pique Suit  
and Beanie

1067 Garden Dress and  
Bonnet

1057 Long Petticoat  
1079 Chemise

1074B Pique Costume  
only, Terri

2074B Pique Costume  
only, Jerri

In the Fashion Parade the organdy dress is still called "Garden Dress and Bonnet" but now it has an order number 1067. It is referred to as a summer party dress. The introduction was at Easter 1950. No mention is made in the Fashion Parade of the colors available. The chemise and long petticoat are again additional items. There is no picture of Jerri in Pique suit. The pique suit also has the new printed Terri Lee tag and not the old loopy tag. It has hand sewn round snaps.

The paint color on this doll is rather dark

and I don't know if that was the original color or if it has aged. The shoes are slightly wider and more like the shoes used for composition dolls. She wears rayon socks. Her face paint is very nice but not distinctive.



# The Garden Dress of 1950 - 1951

Terry Bukowski & Glenda Kitto



The Organdy Garden Dress was on the 1950 cover of the premier issue of the Lincoln Monthly Letter. Listed as Garden dress and bonnet only \$4.95; Chemise only \$.50; Long Petticoat, only \$.85. In the booklet Terri Lee writes “My bonnet is as lovely as a spring flower – organdy and lace, lined with a soft shade of satin to blend with ribbons and flowers. Now I must decide whether I want to wear my white, aqua, or yellow garden dress.” Terri Lee should have mentioned pink.

*Terri Lee*

LINCOLN,  
NEBRASKA



ME ↗ IN PIQUE SUIT  
ALSO ME IN GARDEN DRESS ↗



DEAR FRIEND:

ISN'T IT FUN TO PUT AWAY WINTER WOOLIES AND DRESS UP IN OUR LOVELY SPRING CLOTHES AGAIN? I JUST COULDN'T WAIT ANOTHER MINUTE TO SHOW YOU MY EASTER SUIT AND GARDEN DRESS.

THIS YEAR I ASKED MY MOTHER IF I COULD HAVE ANOTHER PIQUE SUIT

Send to TERRI LEE, 2012 O<sup>o</sup> ST, LINCOLN, NEBR.

THIS IS THE COUPON YOU CAN FILL OUT AND SEND TO ME IF YOU CANNOT FIND ME IN YOUR TOWN.

I AM ENCLOSING CHECK OR MONEY ORDER<sup>\$</sup> FOR: (NO C.O.D.'S PLEASE)

- |  |  |
|--|--|
| <input type="checkbox"/> TERRI IN PIQUE SUIT.....\$11.95                                   | PIQUE SUIT<br>GREEN, BLUE<br>OR RED      |
| <input type="checkbox"/> JERRI IN PIQUE SUIT.....11.95                                     | 1ST CHOICE                               |
| <input type="checkbox"/> TERRI'S SUIT ONLY.....2.50<br>(SWEET, JACKET, TAIL, SHOULDER BAG) | 2ND CHOICE                               |
| <input type="checkbox"/> JERRI'S SUIT ONLY.....2.50<br>(PANTS, SWEET, JACKET AND BEANIE)   | GARDEN DRESS<br>WHITE, AQUA<br>OR YELLOW |
| <input type="checkbox"/> TERRI IN GARDEN DRESS AND BONNET..13.95                           | 1ST CH.<br>2ND CH.                       |
| <input type="checkbox"/> GARDEN DRESS & BONNET ONLY....4.95                                |  |
| <input type="checkbox"/> CHEMISE ONLY......50  |  |
| <input type="checkbox"/> LONG PETTICOAT, ONLY......85                                      |  |

PLEASE PRINT

MY NAME \_\_\_\_\_ AGE \_\_\_\_\_

ADDRESS \_\_\_\_\_

I HAVE A FRIEND WHO WOULD LIKE TO RECEIVE TERRI'S LETTERS

HER NAME \_\_\_\_\_ AGE \_\_\_\_\_

ADDRESS \_\_\_\_\_

5-4, 1950



# The Garden Dress of 1950 - 1951

Terry Bukowski & Glenda Kitto

In 1951 the Garden Dress is pictured in the Lincoln Fashion Parade as item number 1067. We are told that "This costume comes in mighty handy when I get invitations to late Spring and Summer parties. If it is a garden party or wedding party, I wear my long organdy frock with chemise and long petticoat. My bonnet is made of organdy and lace, lined with a shade of satin to blend with ribbons and flowers". The Fashion Parade doesn't mention the available colors or the price. As you can see there is aqua, green, pink, white and yellow.



Page 28 80 Terri in Garden Dress 208 Terri in Pique Suit, Beret and Purse

## SUMMER PARTIES

These two costumes come in mighty handy when I get invitations to late Spring and Summer parties. If it is a garden party or wedding party I wear my long organdy frock with chemise and long petticoat. My bonnet is made of organdy and lace, lined with a shade of satin to blend with ribbons and flowers. My new crisp pique suit is in a 2 color tone combination. A very smart pique beret and shoulder bag set off my costume and make it just the thing to wear to informal parties. This is also my favorite outfit to wear to Sunday School. Jerri has a pique suit to match mine.

2208 Jerri, Pique Suit and Beanie  
1067 Garden Dress and Bonnet  
1057 Long Petticoat  
1079 Chemise

10748 Pique Costume only, Terri  
20748 Pique Costume only, Jerri



Sandy Dorsey Collection

Sept 2023

Clothing – Fashion Wardrobe – Garden Party Dress

# The Garden Party Dress of 1952

Terry Bukowski & Glenda Kitto



560C Terri in Ballerina Costume

560D Terri in Garden Party Dress

## DANCING AND GARDEN PARTIES

Dancing is fun, and it also gives us the poise we need when we grow up. Mother designed my Ballerina dress so that I could also wear it to formal parties. It's of taffeta and fine nylon net in beautiful colors, all trimmed with glittering jewels or flowers. Mother also made me a pretty dress to wear to late Spring and Summer parties. If it's a garden party, or wedding party, I wear my long organdy frock with chemise and long petticoat. My bonnet is organdy and lace, lined with a shade of satin to blend with the ribbons and flowers.

3560C Ballerina Costume

3560D Garden Party Dress and Bonnet

19



— 9 —



TO: TERRI LEE, APPLE VALLEY, CALIFORNIA

THIS IS MY COLOR CONTEST ENTRY

NAME \_\_\_\_\_

STREET \_\_\_\_\_

CITY \_\_\_\_\_ STATE \_\_\_\_\_

AGE \_\_\_\_\_ BIRTHDAY \_\_\_\_\_

— 10 —



# The Garden Party Dress of 1952

Terry Bukowski & Glenda Kitto



Above is pink

Above is purple, white with blue ribbon, and yellow

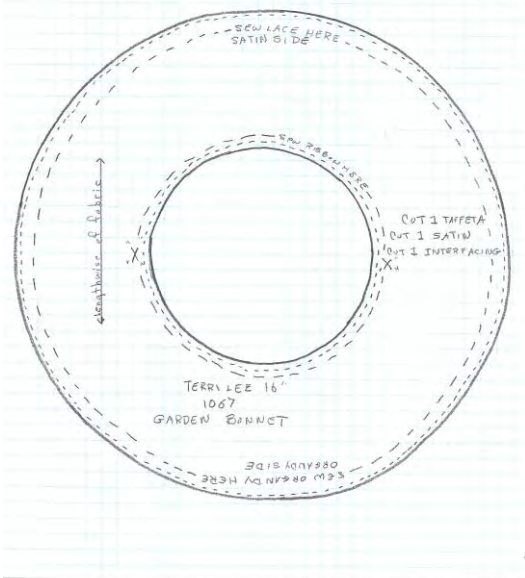
During the 2009 Convention the Garden Party Dress was the main display and the following color combinations were on display:

- White print fabric with blue ribbon
- White print fabric with pink ribbon
- Blue print fabric with pink ribbon
- Pink print fabric with pink ribbon
- Lilac print fabric with lilac ribbon
- Yellow print fabric with yellow ribbon
- Pink print fabric with lavender ribbon
- White shadow print with blue ribbon
- White shadow print with white ribbon



# *Little Mother Sews a Garden Bonnet for Terri Lee*

By  
Mary M Hayden



**Using the drawing as a guide, cut an 8" circle, cut a 3 ½" circle from the center.**

## **Material:**

¼ yard of main focus fabric  
¼ yard each lining and interfacing  
2 yards ½" ribbon  
1 ½ yards ¾" wide lace  
Thread

## **Instructions:**

1. Cut out circles from fabric, lining and interfacing.
2. Layer the fabric interfacing and lining together right sides out. Stay stitch around inner and outer edge.
3. Sew gathered ¾" lace along outer edge on the lining side.
4. Cut 54" of 1½" wide bias from focus fabric. Hem each side,
5. Gather down the center and sew on edge of the focus fabric side. Be careful, stitch down the edge on the lace side, not to flatten the lace.
6. Cut 2 10" pieces of ribbon and sew on the inside of the circle for ties.
7. Encase the inner edge with ribbon by sewing it down on one side, turn it over the raw edge and sew on other side.
8. Add flower and/or bows as desired to the front edge of the bonnet.



# The Garden Dress of 1953 - 1954

Terry Bukowski

This Garden Party Dress unfortunately never made it in the 1954 or 1956 Fashion Parade. The dress comes in very soft colors, Blue, Green, Pink, Purple and Yellow.



The dress is made of organdy with embroidered white flowers in the dress fabric, and the one-piece shawl that is the shoulder cape is attached at the bodice and goes over the shoulders, it snaps on one side of the bodice. In the middle of the shawl/cape a ribbon is sewn to the organdy, so when tied looks like it is tying the shawl together.

# The Garden Dress of 1953 - 1954

Terry Bukowski

The Terri below is wearing a different headband of flowers than the usual row of white roses.



MIB blue garden party dress and notice this one comes with a straw hat. The flowers on the hat match those on the dress. Collection of Wanda Houck.

I used to think this dress only came with a ribbon with roses headband but now have proof of different variations. The variations will also have matching flowers on the dress.





# The Garden Dress of 1953 - 1954

Terry Bukowski



This is the May 1953 back cover of the Monthly Magazine.

The May 1954 Monthly Magazine not only gives us a picture of the dress for \$5.95 but there is a coloring contest. The eyelet embroidery is hard to see in the dress picture but is detailed in the coloring contest. Notice the head ribbon with the three roses.



10



11

# RIBBON HEAD BANDS

By Glenda Kitto

I have often wondered about a half dozen satin ribbon headbands in my collection and what they were for. A headband, a waistband: the big question...What are they?

As my research progressed on the Snoods and Tip-Top I stumbled upon the May 1954 Monthly Magazine and now an eBay item showing a Connie Lynn with a Ribbon Head Band appears.

Dimensions: 3.5 inches long -7 inches total circumference

In my opinion it would fit a CL head quite nicely OR a Terri Lee.



I acquired these 20-plus years ago when purchasing TL wigs, slips, panties and Frontier hats from Bea at Hobby City, Anaheim, CA. She had let Jerry (my husband) and me go into her storage shed and gather any and all TL items I could locate. Dumb me that I didn't take it all when I had a chance, I wanted to leave some things for others. One ribbon band has a cloth flower the same as what is on some formals.

**THIS IS WHAT I WEAR TO GARDEN PARTIES... CRISP ORGANDY IN FLOWER LIKE PASTELS, PRICE \$ 5.95 (DRESS ALONE)**

**COLOR AND SEND TO Terri Lee**  
APPLE VALLEY CALIFORNIA

**YOU MAY WIN A NICE SURPRISE!**

NAME \_\_\_\_\_  
STREET \_\_\_\_\_  
CITY \_\_\_\_\_  
STATE \_\_\_\_\_  
AGE \_\_\_\_\_

**CONTEST WINNERS**  
NANCY ROSE SLISZ ★ ELLEN JOY EPSTEIN  
944 E. Weymouth St. 4310 Churchill St.  
Tucson, Arizona Cleveland 18, Ohio  
JANET BARTHOLOMEW ★ BARBARA ANN LIPNER  
7251 1/2 New Street 4102 Parrish St.  
Allentown, Penn. East Chicago, Indiana  
NORMA KAY TAUNTON ★ VIRGINIA OTWELL  
706 E. 8th St. 2912 E Street  
El Dorado, Arkansas Sacramento, Calif.

I have 6 pinks, 1 yellow and the purple with flower attached. All I know is that in our Terri Lee collecting it has paid to not throw out odd accessories.

We have factory verification the head band was used on a Terri Lee. The eyelet Garden Party dress is perfect with the Ribbon Headband Accessory.

**May 1954 Monthly Magazine**

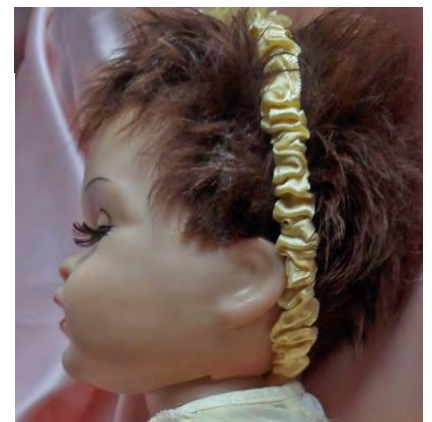
No factory documentation can be located to validate this could have been used on Connie Lynn, but it makes sense. Babies have long worn a headband denoting sex.



Is this another mystery solved OR does this open more theories? Would love to hear your opinion please email me.

*Glenda*

gkittoco@roadrunner.com





# The Garden Party Headwear of 1953 - 1954

Terry Bukowski



The information we had on the 1953 – 1954 Garden Party Dress is limited to two monthly magazines. On the left is the back cover from the May 1953 booklet and below is in the May 1954 Monthly Magazine. As you can see only the ribbon and roses headband is shown. The company used the same picture so there was no new information that would lead us to know that there could be variations to the headwear for this garden party dress. The ribbon matches the dress and there are no flowers on the dress.

I used to think this dress only came with the ribbon and roses headband but now have proof of different variations.



# The Garden Party Headwear of 1953 - 1954

Terry Bukowski



The Terri to the left has flowers on her dress in two areas that match the headband on her head.



Below is a blue garden party dress, notice this one comes with a straw hat. The flowers on the hat match those on the dress. Collection of Wanda Houck.



Based on these two examples if the headwear is different than the ribbon headband, flowers are on the dress which matches the headwear.





# Garden Party

By Terry Bukowski

While going through my original pictures of Terri, most of which are in the *Fashion Parades* I came across this picture simply titled on the back "Garden Party".

The Terri pictured is of the 1950s vintage and looks lovely in this dress. Since we have never seen it I'm

assuming it is a prototype waiting to go into production. . The last time a Garden Party dress was pictured was in the May 1954 Monthly Magazine, so could they have decided the above dress was too costly to make and settled on the last garden party dress we know?



I showed the picture to Mary Hayden, and she was able to duplicate it for me.

The dress has three rows of velvet trim sewn around the organdy dress and ties at the waist. There is also an attached organdy slip. The reproduction has vintage flowers sewn on the bodice coping the original and in a clear box is a bouquet to wear on Terri's wrist, flowers with beautiful ribbons to match the dress.





# The Garden Dress of 2000 - 2015

Terry Bukowsk

In 2000 Knickerbocker offered a reproduction Garden Party doll for sale. The new version is wearing an updated much shorter dress with violets adorning the bottom hem of the dress. She has a full bonnet and carries a purse.



25800 Commercentre Drive, Lake Forest, CA 92630 • 949-595-7900  
Visit our website at [www.knickerbocker.com](http://www.knickerbocker.com)

**One of America's Oldest  
Collectible Toy Companies**

*Over 75 years of proud  
collectible tradition.*

Color and fabric may vary slightly.  
For information regarding our entire line of fine collectible products, please contact our customer service department at 800-775-9272.

# The Garden Dress of 2000 - 2015

Terry Bukowsk

In 2003 The Ashton Drake Galleries commissioned Knickerbocker to make two reproduction dolls wearing ventage Garden Party outfits.

In the ad is the 1952 and 1953 versions of the dress.

*LOOK WHO'S BACK!*



**Terri Lee® Ballerina**  
The beloved doll from the 1940s is back! Terri Lee® Ballerina wears a coral floor-length tutu with tiers of lace and matching ribbons. You'll also find her signature daisy, worn proudly just like the original Terri Lee doll. 18" high. Vinyl.  
Item #93060  
\$129.00 or 5 monthly payments of \$25.80



**Winter With Terri Lee®**  
Our vinyl re-creation of this classic doll shimmers on the ice in her skating outfit, which matches the original Terri Lee® outfit from the 1951. Leatherette skates and "signature" daisy, like the original. 18" tall.  
Item #37135  
\$129.99 or 5 monthly payments of \$26.00

**LAST CHANCE!**



**Garden Party Terri Lee®**  
Here's Terri Lee in her pink Garden Party gown—based on an original outfit—with platinum hair and a vinyl body fashioned from original composition molds. 16 1/2" tall.  
Item #76122  
\$129.00 or 5 monthly payments of \$25.80

**CATALOG EXCLUSIVE!**



**1952 Garden Party Terri Lee®**  
This re-creation wears a replica of an extremely rare 1952 costume: a lavender dress covered with pansies—and you'll still find her signature daisy, worn proudly just like the original. 18" high. Hard vinyl.  
Item #92425  
\$129.00 or 5 monthly payments of \$25.80



# The Garden Dress of 2000 - 2015

Terry Bukowsk

Tiny Terri Lee never had a Garden Party dress so at the 2015 Daisy Chain Convention in Charlette, NC we decided to give her one. Mary Hayden created a wonderful pattern in which Geri King sewed a beautiful dress from purple organdy. It came with a bonnet, slip, a charm, and flowers.



Notice the details on the bonnet, lace, flowers, and ribbons.

If interested Glenda has one for sale on her website, [terrilee.net](http://terrilee.net)



After Peggy Casper passed away her daughter sold all of her collection and many of us were able to obtain some of them. I happened to get a few of her personal things and came across this beautiful handmade card by Linda D. Wardlyn, an artist who created stunning works of art. She sent Peggy this card with the Little Lady outfit. Enclosed is her message to Peggy. Unfortunately Linda passed away in 2021, so I was unable to contact her.

Sue Munsell



9-98

dear Peggy,

I received your book last week and can't tell you how much I'm enjoying it! Surely, this must be the definitive reference book for anyone who has loved this wonderful doll.

This is a fascinating story about a remarkable woman and you have told it beautifully. I can tell this was a labor of love for you, and I can only imagine the amount of work and time you put into it.

The photos are just gorgeous! Every page is simply lush with one beautiful photo after another and I truly understand why Terri was called "The Queen of Dolls." I can also understand why my mother was so angry at me for giving my Terri away!

I'm glad you enjoyed the Little Lady items. I loved seeing the doll made in her likeness! Peggy, you certainly don't have to ask my permission to use the things I sent. I'm only asking that you check with Rosalee Rainbolt as she is planning on using them in a presentation on Little Lady at some point in the future.

I make hand-made greeting cards and your wonderful book inspired me to make this one for you!

Truly, Linda