

# The Daisy Chain

Volume 29 Issue 2

May 2019



A black and white line drawing of a girl whose head is a large flower with many petals. She has a smiling face with closed eyes and a small mouth. She is wearing a simple dress and has her arms slightly out to the sides.

[illegible]

In the box at the upper left called Subscriber Password type **Daisy Chain 2019 (You must capitalize the( D & C) our password is case sensitive)** Click on Login. Then click on the second box on the left in the upper menu, the box which says Current Issue. Scroll down to see the article and double click to enlarge the page. Click on download to print in color. **This will be our password for the year to make it easier for you to remember.**

[illegible][illegible][illegible][illegible]


A decorative horizontal border at the bottom of the page, composed of a continuous sequence of small black heart symbols.

**The Daisy Chain magazine and Little Mothers Talk is for personal use only and may not be sold in any form. Furthermore, all pictures and articles published are solely the property of the Daisy Chain and cannot be reproduced or sold without permission. © 2019 The Daisy Chain**

[illegible]

## Articles for the Aug 2019 issue due Aug 26, 2019

Phone  
Victorville 5302 or  
5382



©2019 The Daisy Chain





**HI  
EVERYBODY!**

It's April 2019 already! Almost time for spring weather! Out here in California, the trees are in bloom and the grass is green (for a while). In the meantime, we have a TerriLee Land mystery that the *Daisy Chain* has been wondering about and researching (in vain) for a number of years. Perhaps you have something you can add that will help solve this puzzle. Look at **Glenda Kitto's** amazing MIB TL: full



length taffeta dress, matching tall hat with an incredible ostrich plume. Underneath the gown is a full-length half-slip and very detailed pantaloons with little blue bows. The waistband closes with a waistband and a snap, unlike later pantaloons which use elastic.

However, what interests us is a label glued to the box: "Doll of the Month Club." What store had this promotion? Finding an advertisement would be good!!!!



The year was either 1947 or 1948, and "Doll of the Month Club" was a popular idea during those years. I've found two such ads in the girls' magazine, *Polly Pigtales*, from 1947 and 1948 for a low budget type "Doll of the Month." Shown on the following pages.

Any ideas? Looking forward to hearing from you! Chatti



(inside back cover)

Dec 1947

Polly Pigtails

## HOW To Make *Any* Little Girl a *Happy* Little Girl!

### Lovable FAIRY LAND Dolls A Series of Delightful Miniature Dolls

A series of delightful miniature dolls, each representing a famous character from the LAND OF PRETEND. Each doll is 7" tall and gaily dressed. All composition, painted eyes, lovely hair-do, moveable arms, lifelike expression.

Price \$2.50 each



(52) Little Red Riding Hood  
Here she is! The leading little lady of fairyland—all dressed up in red plaid satin, with white satin blouse, red head, cape and ribbon, and straw basket.

- (48) Little Miss Muffet
- (49) Mother Goose
- (53) Old Mother Hubbard
- (51) Little Bo Peep
- (53) Cinderella
- (54) Mary and Her Little Lamb



(50) Alice in Wonderland  
The delight of every child! Fabulous Alice, dressed in plaid satin, with embroidered apron and butterfly hat. And underneath... a petticoat and panties.

- (56) Polly Put the Kettle On
- (57) The Sleeping Beauty
- (58) Mary, Mary, Quite Contrary
- (59) Martha Washington

### Lovable BRIDAL PARTY Dolls



(46) Bride  
Has white satin bridal gown with satin slip, full length white lace veil and matching white head piece. Also, white corsage, bow and panties.

Here comes the bride... and her attendants! A lovely series of dolls representing the always fascinating wedding ceremony. Besides those illustrated other dolls in this series are:

Price \$3 each

- (46) Matron of Honor
- (43) Bride in Honeymoon Negligee
- (45) Bride in Traveling Negligee



(47) Bride's Maid  
All dressed up and ready for the ceremony! Complete pink or blue lace outfit—with satin blouse, satin slip, satin bow, lace headwear, also panties.

### Lovable FOLK SONG Dolls

Every doll in this series is dressed in an authentic native costume. They are all composition, with painted eyes, lovely hands and moveable arms. Each is 6" tall. In addition to those illustrated the following are available.

Price \$2 each



(24) Elizabeth (England)  
A cute "princess" dressed in white nylon, with charming blue lace neckerchief and hat.

- (29) Cynthia from Greece
- (30) Antoinette from France
- (23) Kathleen from Ireland
- (26) Mei Ling from China
- (28) Maria from Italy
- (31) Ingrid from Norway
- (21) Olga from Russia
- (20) Dorothy from U.S.A.
- (22) Greta from Sweden
- (27) Carmen from Spain



(25) Gretchen (Holland)  
Dutch lass dressed in typical plaid, with embroidered satin blouse and apron. Dutch lace hat.

### Lovable DOLL-OF-THE-MONTH Dolls

These are the famous "dolls of the month", which you've heard so much about! Each doll is exquisitely dressed, with latest hair-do. Miniature 6" tall. Blouse studded with 3 simulated birthstones especially chosen for the months of the year. Besides those illustrated, here are the dolls in the series:

Price \$2 each



(11) November—Topaz  
This doll's name is "Faith"—her birthstone stands for fidelity. Her arms are moveable—she can be dressed and undressed.

- (1) January ..... Garnet
- (2) February .... Amethyst
- (3) March .... Aquamarine
- (4) April ..... Diamond
- (5) May ..... Emerald
- (6) June ..... Pearl
- (7) July ..... Ruby
- (8) August .... Sardonix
- (9) September ... Sapphire
- (10) October ..... Opal



(12) December—Turquoise  
She's perfect for Christmas! Her birthstone means "success". Holly, like her November "sister" is beautifully dressed.

**DOLL-OF-THE-MONTH CLUB, Dept. P3**  
11 West 25th Street, New York 10, N. Y.

Give her  
**HER Special  
DOLL-  
OF-THE-  
MONTH**

HERE's your opportunity to make lots of little girls happy (and big ones, too). These charming dolls, win their way right into your heart. And what a variety to choose from—over 40 different dolls! You will surely find one for every little (or big) girl you want to especially please!

### Regalized SEE-THRU BOX

It's wonderful! You can get each doll specially packaged in a fascinating SEE-THRU BOX for only 50c extra per doll! Keeps doll in full view—yet clean and dustproof. See order form below.

### Dolls Will Be Shipped Any Time... Anywhere

Order your dolls now—send check or money order—and tell us when to ship them. We'll follow your instructions and forward dolls to arrive promptly for birthdays, etc.

### MAIL COUPON NOW FOR PROMPT SERVICE!

DOLL-OF-THE-MONTH CLUB, Dept. P3  
11 WEST 25th ST., NEW YORK 10, N. Y.

I enclose \$\_\_\_\_\_ for the dolls I have circled below. (Note: If dolls are to be shipped to you direct, no further instructions are necessary; just give your own address. If you wish to have dolls shipped to other than your address, write out instructions for each doll ordered on a separate sheet of paper and attach to this coupon. Be sure you state the date on which you want each doll delivered.)

(Circle numbers to order dolls)

LOVABLE FAIRYLAND DOLLS

48-49-50-51-52-53-54-55-56-57-58-59

LOVABLE BRIDAL PARTY DOLLS

43-44-45-46-47

LOVABLE FOLK SONG DOLLS

20-21-22-23-24-25-26-27-28-29-30-31

LOVABLE DOLL-OF-THE-MONTH DOLLS

1-2-3-4-5-6-7-8-9-10-11-12

Name \_\_\_\_\_

Address \_\_\_\_\_

City & Zone \_\_\_\_\_

State \_\_\_\_\_

☐ IMPORTANT: Check this box if you are enclosing a separate sheet with special shipping instructions.

☐ If you want the dolls ordered in the REGALIZED SEE-THRU PLASTIC BOX, add 50c extra for each doll and mark box.



## Make Your Little Girl a Happy Little Girl!

### Lovable MOVIE LAND Dolls



(60) Cowgirl

Here's the real west dressed in a ten gallon hat, red plaid shirt, scarf and vest. She carries a lasso, gun and holster. This 7" doll has movable arms and is unbreakable.

Every little girl (& big ones too) adores a Movieland Character Doll. Give her one of these dolls as a gift. All these Movieland Dolls are 7" tall, unbreakable, movable arms and dressed in authentic costume. **Only \$2.00 ea.**

- (60) Cowgirl—Annie Oakley
- (61) Cowboy—Cowboy Bruce
- (62) Indian—Pocahontas
- (63) Mexican—Chiquita
- (64) Gypsy—Rosita
- (65) Gibson Girl—Joyce Ellen
- (66) Sweetheart—Shirley Ann
- (67) Rumba—Carmellita
- (68) Hula—Miss Aloha
- (69) Milkmaid—Barbara Gail
- (70) Sister—Nun



(61) Cowboy

Yippee—From the true wild west here's a doll dressed in full length chaps, vest, removable gun and holster. A vest that may be put on or off. He wears a large 10 gallon hat that makes him adorable. This 7" doll is unbreakable and has movable arms

### Lovable BRIDAL PARTY Dolls



(46) Bride

Here comes the Bride . . . All dressed in White . . . Yes, this pretty doll has a white satin bridal gown and slip, full length white veil and head piece, also corsage, bow and panties.

Here comes the Bride . . . Here comes the groom, and see how your little girl will accept them to her heart. Here's a doll that goes well with any age. These 7" dolls are unbreakable. The Bride comes in Blond, Brunette, Black, or Red hair. Specify color.

**Only \$2.00 ea.**

- No. 46—Bride
- No. 47—Groom
- No. 45—Bridesmaid
- No. 44—Matron of Honor
- No. 43—Flower Girl (5")



(47) Groom

The groom is dressed from head to toe in top hat and tails. He also has an ascot tie, white vest, boutonniere and gold key chain and like his mate has movable arms and is unbreakable.

### Lovable FOREIGN LAND Dolls

Here at last are dolls dressed in colorful authentic costumes of foreign lands. They're so real and darling with painted eyes, movable arms that simply want to hug you. These 6" dolls are boxed like priceless gems in a new plastic covering that protects each doll.

**Only \$2.00 ea.**



(31) Ingrid (Norway)

From the far away lands of the Norwegians this little sweetheart will reach your very heart. Like her sister from Spain she's 6" tall, movable arms.

- (29) Cynthia from Greece
- (30) Antoinette from France
- (23) Kathleen from Ireland
- (26) Mei Ling from China
- (28) Maria from Italy
- (31) Ingrid from Norway
- (21) Olga from Russia
- (20) Dorothy from U.S.A.
- (22) Greta from Sweden
- (27) Carmen from Spain



(27) Carmen (Spain)

Carmen the enchanted dancer in Spain is dressed in the exciting authentic colors of red and black. She's 6" tall and has movable arms.

### Lovable DOLL-OF-THE-MONTH Dolls

Once again, by popular demand we offer the famous Doll-of-the-Month selections. NEW, 1948 models in our patented See-thru Box. What could be sweeter than a doll that's dressed for that "special" month. They're beautifully dressed, 6" high, each doll's blouse has 3 simulated birthstones especially chosen for the months of the year.

**START YOUR COLLECTION TODAY**

**Only \$2.00 ea.**



(11) November—Topaz  
We call this doll "Faith". She was born in November and her birthstone stands for fidelity. It will please your heart to see this NEW colorful costume that may be taken off, washed and ironed. Her arms are movable.

- (1) January . . . . . Garnet
- (2) February . . . . . Amethyst
- (3) March . . . . . Aquamarine
- (4) April . . . . . Diamond
- (5) May . . . . . Emerald
- (6) June . . . . . Pearl
- (7) July . . . . . Ruby
- (8) August . . . . . Sardonyx
- (9) September . . . . . Sapphire
- (10) October . . . . . Opal



(12) December—Turquoise  
Here's a perfect XMAS gift. Her birthstone stands for "success". We call her Holly and like all her sisters she wears a NEW colorful costume just like you would want a Xmas doll to be dressed in. She can be dressed and undressed and has movable arms.

**DOLL-OF-THE-MONTH INC., Dept. P11**  
**605 86th ST., BROOKLYN 9, N. Y.**

Give her  
a  
Treasured  
Gift

HERE's your opportunity to make lots of little girls happy (and big ones, too). These charming dolls, win their way right into your heart. And what a variety to choose from—over 40 different dolls! You will surely find one for every little (or big) girl you want to especially please!

Any Doll on this  
page may be  
purchased for \$2  
only . . .

Special to Polly Pigtail readers One Doll FREE with every purchase of any 12 dolls (no time limitations for these purchases). Start your collection today!

**NO CHARGE FOR  
MAILING & PACKING**

Order your dolls now—send check or money order—and tell us when to ship them. We'll follow your instructions and forward dolls to arrive promptly for birthdays, Holidays etc.

### MAIL COUPON NOW!

DOLL-OF-THE-MONTH Inc., Dept. P11  
605 86th ST., BROOKLYN 9, N. Y.

I enclose \$\_\_\_\_\_ for the dolls I have circled below. (Note: If dolls are to be shipped to you direct, no further instructions are necessary; just give your own address. If you wish to have dolls shipped to other than your address, write out instructions for each doll ordered on a separate sheet of paper and attach to this coupon. Be sure you state the date on which you want each doll delivered.)

(Circle numbers to order dolls)

LOVABLE MOVIELAND DOLLS

60-61-62-63-64-65-66-67-68-69-70-71

LOVABLE BRIDAL PARTY DOLLS

43-44-45-46-47

LOVABLE FOREIGN LAND DOLLS

20-21-22-23-24-25-26-27-28-29-30-31

LOVABLE DOLL-OF-THE-MONTH DOLLS

1-2-3-4-5-6-7-8-9-10-11-12

Name \_\_\_\_\_

Address \_\_\_\_\_

City & Zone \_\_\_\_\_ State \_\_\_\_\_

☐ IMPORTANT: Check this box if you are enclosing a separate sheet with special shipping instructions.

DOLLS WILL BE SHIPPED POSTPAID



# Alice in Wonderland

Addendum by Glenda Kitto

When we think we have it all there is always something new to add. In the February issue we highlighted the **Alice in Wonderland** costume that came in White and Blue. Now we have another color to add – **PINK!** Once again, Sue Munsell provided these wonderful Mint examples of Terri – Alice in PINK and to have the matching set no less. It is a one of a kind – very rare pair.



From all that we know about the Terri Lee Company, they were a unique doll company when it comes to the variety of colors for each outfit.

Alice in Wonderland:

1. Blue
2. White
3. Pink

Could there be a Yellow, Green and Lavender?  
Always a possibility...



Thank you Sue for always willing to share your marvelous collection.

# Riding Costume

Addendum by Glenda Kitto

We put the call out in the February 2019 Newsletter and we WON! Additional Riding Costumes have surfaced.



What a great discovery! A Complete outfit: white boots for Terri, leather belt, striped pants, red shirt and felt cowboy hat.



**Sue Munsell** sent in her MIB photos. Yes, it is the same RED SHIRT but it is the pink Apple Valley Box.



Collection of  
Sue Munsell



Collection of  
Bonnie Davis

PLUS...Bonnie Davis did a deep dive in her collection and located the western Umbrella Shirt in the red print. Which makes me believe that the green print must also be hidden in someone's collection.



Keep looking  
folks, there must  
be more.



# Sunday Taffeta Dress

Addendum by Terry Bukowski



As soon as an article is researched and finally goes to print as a final, something new pops up. I think it is safe to say no article is ever final. After I reported on the Sunday Taffeta Dress, the different colors, different laces used to change the look and all the colors we knew existed, another color is added to the information we know about the Sunday Taffeta Dress – **Green**.

Some of the variances we have found have  
1) Taffeta dress with rhinestone in the center of three daisy's

2) Taffeta dress with lace at the hem

3) Taffeta dress with lace at the hem and rhinestones on the bodice

4) Taffeta dress, plain

Colors: Green, Orange, Pink, Purple, and Yellow

See the August and November issues for pictures of all the examples.





# The Mysterious Hispanic Terri Lee

By Glenda Kitto

In the creation of this article I needed to review all the factory literature, Monthly Booklets, Books and a variety of prior writings for clues about the Hispanic, Chicano dolls. In *The Story of Terri Lee* from the early Lincoln Fashion Parades has always had Terri Lee identified as multi-cultural. ...***"I would like to introduce myself. My name is Terri Lee and my adopted brother is Jerri."***

***From South of the Border, I have an adorable friend. Her name is Guadalupe. From the very far North, I have an Eskimo friend whose name is Nanook, which means "little white bear." A little girl from Alaska named her. Patty Jo and Benjie are two more of my very true friends who wear the same kind of garments I wear...***

An early Lincoln Price List states that Sales Offices were located in:

- ❖ New York, NY
- ❖ Chicago, IL
- ❖ Portland, OR
- ❖ Mexico City, MX

Dolls in this price list were: Terri, Jerri, Patty Jo, Benjie, Guadalupe – Mexican, and Nanook – Eskimo Doll. Guadalupe and Nanook may also be had in Terri's costumes. Prefix costume desired for Guadalupe by "7--"; for Nanook by "8--."

To order a Multi-cultural doll in a regular outfit use the following prefix identification:

- ♥ Guadalupe prefix was 7 (Lincoln era)
- ♥ Nanook prefix was 8 (Lincoln era)
- ♥ Bonnie Lou prefix was AA until 1952 then "2", then 1956 when the prefix changed to 7
- ♥ Benjie prefix was BB until 1952 then "4", then 1956 the prefix changed to 8



630E Nanook in Fur Costume  
2540K Bonnie Lou in Calypso

4540L Benjie in Calypso  
2540M Bonnie Lou in Guadalupe

## FRIENDS FROM FAR AWAY LANDS

Now I want you to meet some of my dear little friends from far away lands. Nanook, in the white fur jacket, is called "Little White Bear" in her snowy Alaskan home. From much warmer South America come my other friends. Guadalupe, in a gay taffeta dress, whirls about with flashing feet and clicking heels as she dances. Calypso costumes are so gay and colorful, too. We have such a wonderful time dancing the rhumba, samba and other native dances when they come to visit us.

3630E Snow Costume alone  
3540K Calypso Costume for Girl

3540L Calypso Costume for Boy  
3540M Guadalupe's Costume

(You may also order these costumes for Terri and Jerri.)

A 1954 & 1956 price list notes the Calypso Costume for Terri and no listing for a Jerri companion costume nor is there a listing for a black doll. Is this about the time when the Mexican dolls were developed? It was in a 1955 monthly booklet that announced the coming soon our family will include a new friend – Little Coco.




With all this research, there is not a lot to go on to validate the Mexican - Chicano Terri Lee dolls. The best assumption is that after the contract with Jackie Ormes ended in 1950 Bonnie Lou became Guadalupe when dressed in the Calypso outfit. None of the factory literature in my possession indicates that a Hispanic doll could be ordered, yet we do have Hispanic dolls in our collections.

In one article written by **Norma Knox** and **Betty Thomas** – *The History of the Terri Lee Doll* there is mention that the Apple Valley facility also made a few Chicano Terri Lee's in 1953. "She was understudy to Guadalupe and Calypso. They were hard plastic with spray painted finish." Unfortunately I have no date as to when the article was written nor do we know how this date was established.

*Fashionable Terri Lee Dolls* by **Peggy Casper** gives a mention of the Hispanic doll on page 63 ... "an attempt to match the beautiful skin tones of the ever-increasing numbers of immigrants from Mexico into southern California. The beautiful luminous quality to the skin tone with its soft brownish hue was accomplished by the use of translucent varnish. They were made briefly in Apple Valley shortly before the plant closed in 1958" ... This small statement that accompanies one photo is the only validation that we have of the experimental "Dark Iced Tea" colored dolls. Where did Peggy obtain the information that this production was shortly before the plant closed in 1958?



Four dolls: Blonde Terri and three Hispanic. Original color of the Hispanic is shown on doll on far right who has not been exposed to sun-light; she has been kept in her original Apple Valley red bow box



This box label that contained the very "Dark Iced Tea" colored doll above has a key marking which is the "Item Number." Note that the number is "7"117. The prefix "7" as we know from all the price lists indicates a Bonnie Lou. If Peggy Casper is correct that just before the factory closed in 1958 this doll could have been used and sold as the Bonnie Lou. The doll company was struggling to maintain a financial position in 1958 and this may have been one of their attempts to regain a market share.

Number 7117 would have indicated that a Bonnie Lou was inside wearing a Toreador Set. With a quick check of our 1956 Fashion Parade this is exactly what the catalog states as the outfit per page 17. The only contradiction to the box label is that this Bonnie Lou was dressed as a Campfire Girl. At the time



of this purchase; 2 dolls were bought by me - both in crisp original boxes. One was the Bonnie Lou Campfire girl (our Daisy Chain cover girl) and the other was a Terri Lee in Bluebird. The provenance from the seller was that she had originally purchased these and never displayed them out of the box.



The influence of the Sales Office in Mexico City must have been strong. It may be the very reason there was always a Guadalupe or Calypso in the outfit lineup. Is this also the reason we have the Nun Outfit? And, what about the Quinceanera outfit? We know that the “real” Terri Lee lived in Alaska which is most likely why we have Nanook. My assumption is that all of the life-experiences of the Lee family greatly influenced why we have so many costumes for Terri Lee.

The 3 dolls above are in the **Bukowski** Collection and show the color difference of the Patty-Jo, Bonnie Lou and the Hispanic in a Quinceanera outfit. Quinceanera is a special celebration of Sweet 16 in the Spanish cultures. More about the Quinceanera can be found in an article from 2015 May issue by **Terry Bukowski**.



Above is a pair from the **Leslie Robinson** Collection with a **very rare Hispanic Jerri**. And not to be outdone shown at left from a display in the **Sandy Dorsey** Collection another very rare Jerri Hispanic boy. These two Hispanic Jerri's may be the only ones in existence!

Place these Hispanic Jerri's on your Want-List!



Continuing on with the assumptions that the Hispanic dolls were produced at the end of the AV era is that all of them are light weight plastic. The iris color is no longer dark brown and, there was also a

Tiny Terri Hispanic. At least one Tiny Terri shown here from the **Peggy Casper** Collection found its way into the **Glenda Kitto** Collection.

The coloring on these dolls is highly susceptible to fading. You can see in this photo how dark the arm is in contrast to the shoulder joint. The Tiny Terri's hair line is also the very dark color in contrast to the center of her face. Another example of fading is on this photo of 3 arms.



KEEP THESE DOLLS AWAY FROM LIGHT!



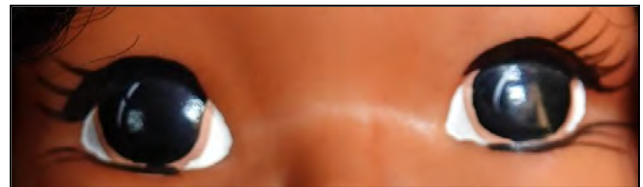
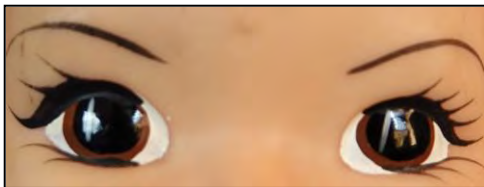
Looking at the doll on the left – the neck is so very dark yet her face is lighter in coloration. The center doll has always been in her box with minimal light exposure. The doll at right has extensive fading.

Let's talk about the eyes. Another clue as to time of production... At the 1998 Portland Daisy Chain



Convention we studied the Terri Lee Faces and created a timeline of when each face was painted. All attendees brought a close-up photo of Terri's face. This created a 32-foot "Infinity Chart" where we could study the face and we made determinations regarding year of production. **Sandy Dorsey** and **Pat Rather** created flash cards of the predominate years. Both have written repeatedly for the Daisy Chain regarding the faces and eyes and how they help us determine age. The title of many of **Pat Rather's** articles relate to faces with special focus on the Lincoln Era and the paintings of **Lee Platt**. **Sandy Dorsey** wrote "The Eyes Have It" in May 2006.

The Hispanic had yet another distinguishing factor. The iris was not dark brown as on the Terri's. Hispanic iris color is almost pink as shown in these two close-ups



Several distinguishing factors for the Hispanics:

- ♥ Black hair color
- ♥ Eye Pupils are not dark brown
- ♥ Skin tone is "Dark Iced Tea" colored



Mary Weaver Collection



Terry Bukowski Collection



And, let's not overlook that Terri Lee Associates also thought so highly of the Multi-Cultural aspect of the dolls and recreated a pair of Hispanic Dolls in 2003 La Chica and Del Chico Folklorico along with a prototype Quinceanera.



#### Conclusions:

- ✓ Very little factory documentation
- ✓ Just a few articles published for reference
- ✓ Dolls were made after 1956
- ✓ Dolls are light weight plastic
- ✓ Eye pupils are not dark brown
- ✓ The skin tone is susceptible to fading
- ✓ Skin Tone is "Dark Iced Tea" colored
- ✓ Black hair color (perhaps a very Dr. Brown)
- ✓ Boxes use the prefix "7" to denote Bonnie Lou or Hispanic



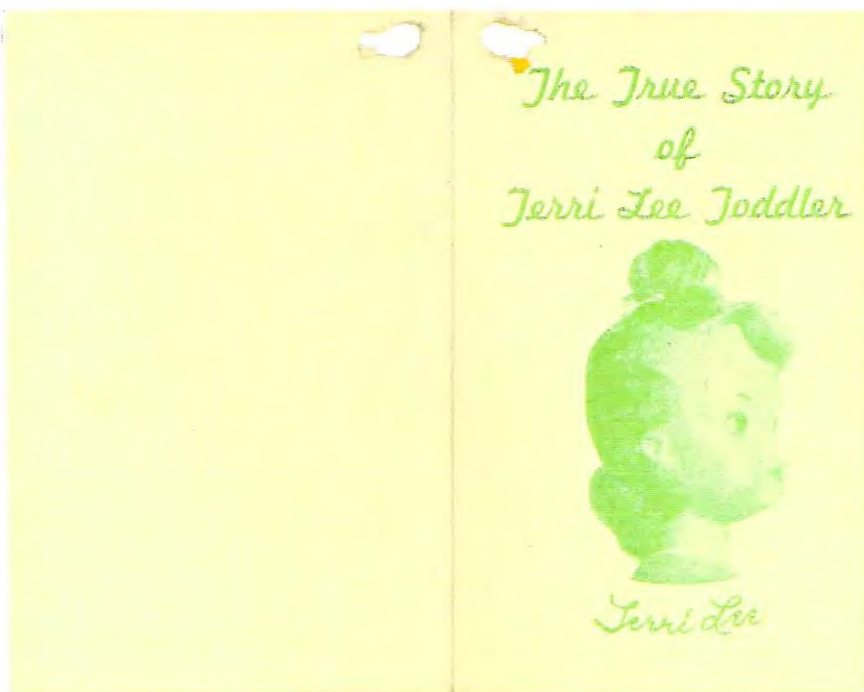
This concludes my study of Hispanic Terri Lee's . Like most everything we write there will always be something new to discover. I would like to hear your thoughts about the Hispanic dolls.

Please keep in touch, Glenda [gkittoco@roadrunner.com](mailto:gkittoco@roadrunner.com)

# Terru Lee's WRIST TAG

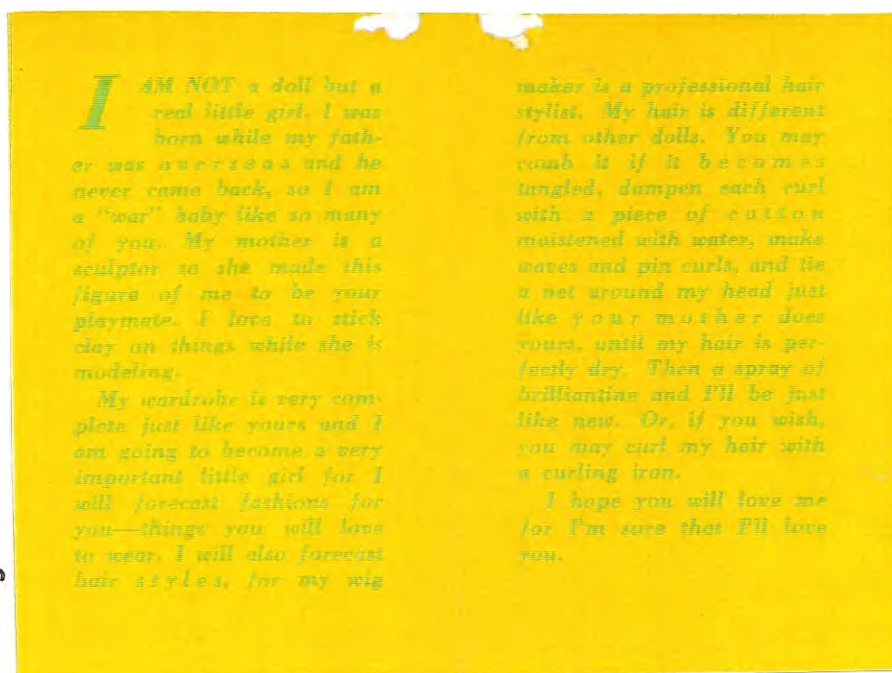
for COMPOSITION DOLLS by Pat Rather

Doll: Collection of Sue Munsell



The earliest  
Terri Lee dolls  
wore this wrist  
tag explaining who  
they really were.

Tag: Collection of Terry Bukowski





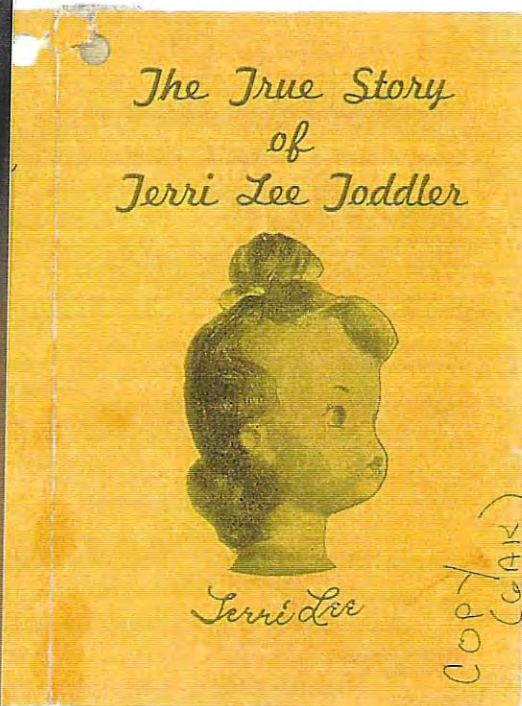
# Terri Lee's WRIST TAG

for PAINTED PLASTIC DOLLS

by Pat Rather

Painted Plastic dolls had a  
different wrist tag text!

Photo and Collection of Sandy Dorsey



Notice the  
last paragraph!  
The company had  
added an "adopted  
brother" and  
several other  
playmates to the  
Terri Lee family.

Glenda Kitto Collection

I AM NOT a doll but a  
real little girl. My  
mother is a sculptor  
so she made this figure of me  
to be your playmate. I love  
to stick clay on things while  
she is modeling.

My wardrobe is very com-  
plete just like yours and I  
am going to become a very  
important little girl for I  
will forecast fashions for  
you—things you will love  
to wear. I will also forecast  
hair styles, for my wig  
maker is a professional hair  
stylist. My hair is different  
from other dolls. You may  
comb it if it becomes tangled,  
dampen each curl with a  
piece of cotton moistened

with water, make waves and  
pin curls, and tie a net  
around my head just like  
your mother does yours, until  
my hair is perfectly dry. Then  
a spray of brilliantine and I'll  
be just like new. Or, if you  
wish, you may curl my hair  
with a curling iron. You may  
bathe me with warm water  
and soap too, and if you  
should happen to drop me,  
don't feel badly as I WILL  
NOT BREAK.

I have now an adopted  
brother, Jerri, and two little  
playmates, Patty-Jo and  
Benjie. From the north I have  
a little Eskimo friend and  
from the south, Chiquita. I  
hope you will love us for I'm  
sure that we'll love you.



# Patty Jo's WRIST TAG

by Pat Rather

be curled or twisted back to style when dampened. If tied with a net or kerchief until dry, it's set like new again. Some of you might prefer a curling iron to keep my bangs just so. Whichever suits you best will be alright with me.

Besides, my lovely dress and undies may be removed, sudsed like a hanky and kept fresh as the daisy I carry.

Why don't we get better acquainted, you an' me? I'll just bet there is loads of fun we could have together.

## The True Story of Patty-Jo



Terri Lee

My name's PATTY-JO . . .  
What's yours?

I DO hope there is room in your heart for me, because I am one of Terri Lee's playmates, and all of us represent America's colorful garden of many peoples.

Originally, I was created in pen and ink for readers of the Pittsburgh Courier, a national Negro newspaper. Through these pages every week, I count some 300,000 friends. But folks kept writing and saying such nice things about me that my cartoonist, Jackie Ormes, determined to make me available in doll form, and maybe

bring a bit more happiness to kids of all races.

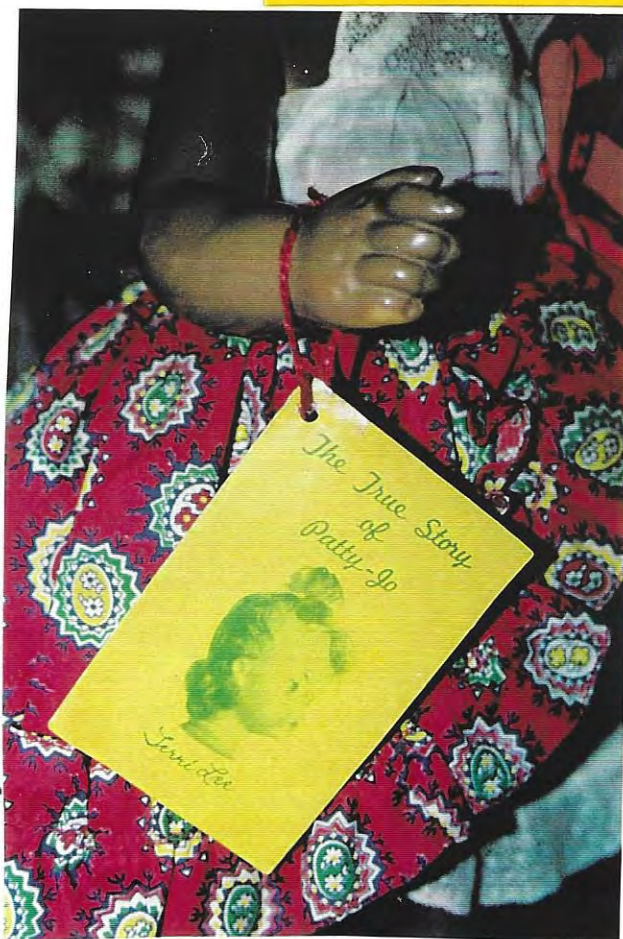
I'm pretty dressed up for this business of meeting my public personally, but must admit I don't stay quite so fancy in the funnies. Indeed, big sister "Ginger" who designs most of my clothes is often dismayed at the sight of me when I get into a REALLY interesting mess!

And, y' know what? . . . I don't mind at all.

YOU needn't scold, either, for I'm made of unbreakable Celcon and my hair is a genuine mannequin wig that can be regroomed as easily as your own. The ends may

Patty Jo had her own, individual wrist tag. Inside is a text written for her by creator, Jackie Ormes.

Photo and Collection Pat Rather





# MAR-FAN WRIST TAGS

by Pat Rather

This wrist tag does not have the "National Baby Sitter" logo. Inside the text does not mention any stories or songs. It is obviously meant for the "Non-talking version" or it dates to a time in L.A. production before the talking dolls.

However, these tags seem to occur more randomly than logically!

Collection PAT RATHER



GLENDIA KITTO Collection



I am not a doll but a real little girl. My mommy made this likeness of me, so I could be your playmate.

Do not feel badly if you should drop me, because I will not break. When I need a new hair-do, you can send me to my very own hospital.

I have some very pretty clothes. Please send in my "Lifetime Guarantee" card and I will send you a little book that will tell you all about me. It will show you pictures of my clothes. You may buy them at the store where you bought me.

Love,

Terri Lee

This GORGEOUS Terri was never ever played with! Her flowers and wrist bouquet match. And, beneath that fabulous hat, no speaker and no hole in the neck for a Jack. This is a "Non-Talking" Terri.



# MAR-FAN WRIST TAGS

by Pat Rather

This NRFB Talking Terri has the speaker inside the head, jack in her neck, record, instructions & parts for the conversion of a phonograph.

Her wrist tag says "THE NATIONAL BABY SITTER" and indicates indirectly that she will speak.

Boxes were marked "Talking" or "Non-Talking."

Collection PAT RATHER



I am not a doll but a real little girl. My mommy made this likeness of me, so I could be your playmate during the day and at night when I sleep with you. I will tell you stories and sing you songs. I will tell you of many wonderful things. My stories and songs are called "Terri Tales and Terri Tunes



at Terri Time."

Please send in my warranty card, and I will send you a little book that will tell you all about me. It will show you pictures of my pretty clothes and tell you about all my new records. You may buy my clothes and records at the store where you bought me.

Love, Terri Lee



# "FASHION CENTERS" and WRIST TAGS

by Pat Rather

GLENDA KITTO Collection Photos Pat Rather



ABOVE: This large, undated "FASHION CENTERS" list has a picture of Terri and her fashion rack. This piece of furniture appeared in mid-1953. MIB HP Terri Lee is wearing a dress shown in the November, 1952 monthly magazine.

RIGHT: These smaller sized "FASHION CENTERS" lists are dated on the last page. This one says "9/1/54." You may also find one which gives the store name & address, where your Terri was purchased!

"Fashion Centers", a list of larger stores which sold TL company products, often hang from wrists of MIB dolls and are a good way to date a doll. Out of five separate "FASHION CENTERS" examined-- and there must be more!-- four were dated. Whereas the FASHION PARADE booklet had only a year and was used for several, the "FASHION CENTERS" have the year, the month and sometimes the date as well.

HAPPY HUNTING!

SANDY DORSEY Collection





# MIB *Tiny Terri Lee* WRIST IDentification by Pat Rather

Collection of GLENDA KITTO



The fashion parade showing TINY JERRI, 1956, was not to scale. It was not tied onto the dolls' wrists but just included in the box.

HAPPY HUNTING!

Tiny Terri Lee's fashion parade was called "PRESENTING TINY TERRI LEE," 1955. It was made to scale so that it could be tied to her wrist. Clothing sales were an important part of company business.

Pat Rather

Collection of Photos





# Unusual Tiny Terri Lee WRIST TAG

by Pat Rather



Unfold Tiny Terri's WRIST TAG. Inside is an invitation to join the Terri Lee Friendship Club as well as the form to fill out to receive the monthly magazines.



Photo & Collection of SANDY DORSEY

"the Mark of Quality and Originality in the Doll World"  
"THIS IS A GENUINE TERRI LEE DOLL"

Collection of KATHIE DONAHUE



Enlargement from a picture of Laura McAfee's store in Miami, The Doll store. The shop was in her home from 1951-1966. (See "The Daisy Chain", MAY 1997.) Judging from the stock, the picture must date to 1956 or after.



# WRIST TAGS for the Reissue Terri Lee

Collection of LOUISE BIEREY



L.L. Knickerbocker Co., Inc. & the Terri Lee Associates used the TOPKNOT HEAD LOGO of Lincoln, NE days in their 1999 Anniversary Reissue of the Terri Lee doll.

LEFT: Anniversary Wrist Tag.

RIGHT: 1<sup>st</sup> & 2<sup>nd</sup> Wrist Tags

BELOW: Different Certificates.





# Terri Lee Visits Israel

## ליאָלקע זאַמלונג

Dennis Ross



Terri Lee has friends all over the world so it is no wonder she's loved by so many. She knows doll friends in South America, Mexico, Germany - you name a country and they know and love the "Queen of Dolls". So it was absolutely no surprise when the phone rang in the Apple Valley, CA doll nursery and a familiar voice said, "Terri, is that you?"

This is Chava. I am so glad I got a hold of you! I want to invite you to visit our country of Israel. I'd be so pleased to be your tour guide and show you some of our highlights. Are you available for a week?" Terri remembered fondly the last time she and Chava had spent time together. It had been a fun time showing Chava around the Apple Valley region as well as other parts of Southern California. "Why, yes, thank you Chava. I can come visit for a week - I'd love to!" replied Terri,. A cry of delight came from the other end of the phone, which made Terri chuckle. "May I bring my brother, Jerri, as well?" asked Terri. "Why, of course!" answered Chava. "I'd love to have him see our lovely country too," Chava replied. The following day the twins were picked up by Super Shuttle and whisked to LAX. "Why aren't we flying directly to Israel? Why are we going to New York?" inquired brother Jerri. Terri explained that the flight was so long that Chava thought it a good idea to break it up, It's five hours to New York, and then it's still an eleven hour flight to Israel" answered his sister. "Wow, that's a long time on each plane!" enthused Jerri. He was a boy who wanted to be a pilot someday. So he loved long plane flights - the longer the better! After hitting some traffic, the dolls were dropped off at the Jet Blue terminal and soon had their suitcases turned in, went through security, and found a cafe for a bit of breakfast. Terri had orange juice. Jerri had a cheese omelet, toast and hash brown potatoes, "Yum!" exclaimed Jerri after he had finished every morsel on his plate.

They next proceeded to their departure gate to await their flight to JFK airport in New York. Both twins quickly fell asleep as soon as they put on their seat belts. The layover was short in New York. They went through security again and soon it was departure time to Tel Aviv. The El Al plane





was huge (Boeing 747) and served both dinner and then hours later, a breakfast, but the twins never woke up to partake in either one (which certainly was not like Jerri, who never missed a meal!!!

Chava was at the Tel Aviv International Airport waiting for the twins to deplane. As soon as she caught sight of Terri followed by Jerri, she ran up and gave a big hug to both dolls, plus a kiss (which Jerri

remembered his manners and did not wipe off as boys his age often do.

Chava had a rented car and led them to it after the dolls' luggage had been collected. She could tell that her friends were both still very tired. A quick car ride brought them to the Tel Aviv Dan Panorama Hotel.

Chava helped the twins with their luggage and led them to their room. She wished them a pleasant night of sleep and hugged them both once more. "See you in the morning!" she cheerfully exclaimed.

The dolls really slept soundly and awoke feeling very rested. The Dan Panorama Tel Aviv Hotel included a huge breakfast which Jerri could not believe! "Terri, look at all the different cheeses and breads. There's a carving station and an omelet station and just look at all the sliced fruit in the bowls!" her brother excitedly said. "You're going to be in "Pig heaven",," laughed Terri.

Chava met the dolls in the lushly decorated lobby. "Let's walk to a local open air market place," offered Chava. The threesome did just that and saw vendors selling fruits, some of which the twins had never seen before. Other vendors were selling all sorts of spices, fresh fish, cheeses, vegetables, and clothing, bicycles and the list would go on and on. The market was immense!

They only bought some chilled bottled water but it was a delight to see all the variety which the sellers each laid out so enticingly.

Chava pointed out old buildings and new buildings. "I would like you to tell me what you think is Israel's national bird?" Jerri loved this for he wrote Jerri's Fun Page in the Daisy Chain. "The seagull?" he guessed. "No," laughed Chava. "It's the construction crane!" because they are all over the country constantly helping to build new tall structures!" explained Chava.



Jerri thought that was good enough to appear in his next Fun Page. He'd have to make sure to remember it.

After a nap, Chava picked up the twins and took them to a very specialized museum - a 1948 bullet museum. Jerri was beside himself with excitement and told Chava all about his hand tooled gun belts with holsters and a little metal gun in each.

It did, indeed, turn out to be a most interesting museum; in fact, one which most tourists would never even know about or visit. "In 1948, Israel went through a war known as the War of Independence," the tour guide began. "It's also known as the First Arab-Israeli war. It was fought between the newly declared State of Israel and a military coalition of Arab states over the control of former British Palestine, forming the second and final stage of the 1947-49 Palestine war. It was Israel's costliest war with over 6,000 Israelis being killed and 15,000 wounded."

The tour guide, whose name was Elan, proceeded to show actual photos from the last week of bullet production. The noisy bullet making was all done underground. On top was a laundry with a washing machine that was even noisier. A bakery was also set up to mask the smell of the gun powder."

The twins could not believe how courageous the bullet makers were. Terri shook her head in amazement.

Jerri found the Kibbutz above the factory to be most interesting. "A Kibbutz is a collective community in Israel that was traditionally agriculturally based. A Kibbutz was formed along with the bakery and laundry. All this helped mask what was actually going on below - a munition manufacturing plant! Those above ground had no idea what lay beneath them. It was all kept a secret...an extremely dangerous secret," summed up Elan. The dolls took a hidden steep metal circular staircase to the actual museum. All the equipment was just as it all had been used in 1948. There was even a shooting range which Jerri loved. The bullets had to be tested, which of course, was extremely noisy so thank goodness for the even noisier things going on above!

At the end, the group thanked Elan and Chava drove the dolls back to the hotel. Soon the twins were sound asleep.

The following morning, Jerri was up dressing in his dark green shorts and shirt. Terri awoke, did a few stretching exercises, and found her matching green blouse and skirt. "Let's get to that fabulous breakfast now!" Jerri said with exuberance. Terri smiled, for she was glad to see that her brother was, indeed, enjoying himself.



And did he ever! Jerri visited every food station in that gigantic room. He filled three plates with food piled up like miniature mountains. Terri had an egg, mint tea, a slice of yellow cheese and a toasted slice of delicious multi-seeded bread. "The variety of breads here is terrific" she replied to her brother. Jerri nodded his answer and continued eating.

Later that afternoon, Chava told the dolls that she had planned an old town walking tour. They then headed on foot to Jaffa, the southern and oldest part of Tel Aviv. Terri was glad that she and Jerri had worn their comfortable brown and white saddle shoes, for this was an extensive distance. Walking along beside the seawall was lovely as they looked out at the Mediterranean sea crashing its white, foamy waves upon craggy rocks below. The tour guide for the walking tour was also craggy, Jerri observed, but nice and very informative. Its winding alleyways, stone buildings, galleries, the port and the flea market were truly sights the twins had never seen before. The tour guide said, "Jaffa is famous for its association with the biblical stories of Jonah, Solomon and Saint Peter as well as the mythological story of Andromeda and Perseus, and later on for its oranges." Here, the guide paused by six orange trees heavily laden with gorgeous orange fruit.

Later on, dinner was beside the sea, at a restaurant called, "The Old Man By The Sea."

As Chava led the dolls to their table, a friendly waiter with a serving tray piled high began placing twenty small dishes of assorted salad makings. Dandelion greens, sliced beets, cole slaw, avocado, tomatoes; the choices seemed endless. The twins chose shrimp as their entree and Chava had eggplant. The threesome enjoyed their meal along with lemonade and water to drink.

They took a taxi back to the hotel and called it a night.

The next day the dolls dressed in their matching fish print swimsuits; they have two. They had packed the ones with purple fish and also brought along the matching beach jackets as well. A relaxing day watching surfers and frolicking in the sea was a nice respite from sightseeing. They enjoyed fish and chips at a cafe which was a favorite of Chava's. Slumber time came too soon!

Upon awakening the following morning the twins dressed in their Sunday school outfits since it was Sunday in Tel Aviv. After a hardy breakfast Chava told the dolls that they'd have about an hour's journey to Jerusalem.

Chava explained along the way that she got them rooms at the same hotel chain as they had stayed at in Tel Aviv. "The Dan Panorama is one of

our best hotels in Israel,” she told the dolls. The car pulled up to an enormous structure, which, indeed, turned out to be the Dan Jerusalem location. Terri got out but noticed that Jerri just sat in the car, which was not like him, a boy who loved seeing new things. Chava asked Jerri if he was all right. “My stomach hurts,” moaned Jerri, as they helped him out of the car and into the hotel lobby. “Jerri is not a faker so this needs to be looked into,” spoke Terri in a low voice to Chava.

They finished checking in and then Terri inquired about a hotel doctor. “Yes, of course,” came the polite answer. “We shall contact her to come right away. Please go on up to your room and the doctor will be directed to your room as soon as she arrives,” said Ralph, the hotel concierge.

With Chava on one side of Jerri and Terri on his other side, they were able to assist Jerri in slowly walking to the elevator and into the room where, moaning, he was laid upon the bed. They awaited the doctor, who cheerfully arrived with her assistant. “Well, hello! I’m Dr. Goldsmart. I see you are having stomach discomfort,” Dr. Goldsmart acknowledged as she sat beside poor Jerri who could only let out a series of moans.

The doctor pushed and probed and did a number of doctor-type actions as Chava and Terri looked on. Finally the examination came to a close. “I’m afraid our little patient has had a case of eyes too big and tummy too small ... in other words, Jerri here has eaten too much and has a bad stomach ache. I prescribe smaller meals for the future,” said Dr. Goldsmart. Jerri frowned. Terri looked relieved. The doctor handed Terri a brown bottle filled with a thick liquid and said a spoonful each half hour should soon do the trick to recovery. They paid the doctor and she and her assistant wished Jerri a most speedy recovery.

Terri, being a good little nurse, even though she didn’t have one of her many white uniforms to wear at this moment, administered the first of many doses to her brother, her little patient. Jerri made a face as the liquid went down. “Do I get a spoonful of sugar?” he asked. “You get this and nothing else,” replied stern nurse Terri. She wished that she had packed at least one of her nurse uniforms! She had the earlier all cotton as well as the newer nylon versions. “What did the doctor say is wrong with me?” moaned poor little Jerri. “Gluttony!” retorted his nurse, rather angrily.

Jerri slept peacefully and Terri kept administering the healing liquid by the spoonful. By morning, Jerri felt much, much better. “Where are we?” he asked. “In Jerusalem,” answered nurse Terri. “Here, you have one more dose of this medicine and that finishes it off”, she told her patient.



“But you need to go easy when you see huge buffets of food, Jerri; you’re not getting any younger!” warned his sister.

Jerri promised to really try but Terri did not think that promise would hold for very long.

There was a knock upon the door and Terri answered it to find Chava wondering how Jerri was and if they were up to some Jerusalem sightseeing. “Not quite yet,” Terri told her. “Jerri still needs to just rest a little while more”. “It’s no fun being sick on a vacation!” wailed Jerri. Chava and Terri smiled at one another and nodded in agreement. Jerri began dozing off and seemed to be on the mend. Chava suggested that while Jerri slumbered, she could show Terri some highlights of Jerusalem. Terri quickly changed into a dressier outfit. She chose her three piece yellow bucle knit to wear on their outing. Checking on Jerri, who was fast asleep peacefully, they went to Chava’s automobile. Chava told Terri that they would have to park and walk to the Western Wall, or Wailing Wall. “It’s an ancient limestone wall in the Old City of Jerusalem. It’s a symbol of the destruction of the Jewish temple and for centuries Jews have come here to pray and, quite literally, to cry in mourning. We actually use the name Western Wall or Hakotel, which means “the wall”, explained Chava as they slowly walked the area.

“Every day faithful Jews come here to the wall to pray and read from the Torah.” added Chava. Terri was sorry that Jerri was missing something so historic. The men have their own area and the women have theirs. As the two stood above and looked down upon the Wailing Wall, Terri could clearly see the partition which divided the two sections. She observed many taking small pieces of paper which prayers had been written on and carefully inserting them between the cracks in the wall. When finished they would back away from the Wall to honor and show respect. They did not turn their backs to the wall.

Terri had taken photos and showed Jerri on her phone the sights she had been fortunate enough to see and, because of his habit of eating too much, he had to miss out on. Unfortunately this was their last day in Israel. “Can we come back for another visit?” inquired her brother. Terri smiled and nodded her head. “Yes, if you’ll promise to ease up on eating too much, dear brother,” answered Terri. Jerri smiled.

Dear Reader, do you really think Jerri has learned his lesson???

The End.

## *Little Mother Sews another Lacey Hat for Terri Lee*

By Mary M. Hayden

Here is another version of a Lacey Hat for Terri Lee.

These little hats were very popular in the 50's and so easy to make and fun to decorate for your Terri Lee doll. I used a single little Daisy on top.

### **Materials:**

Heavy woven interfacing, such as buckram  
1 yard  $\frac{1}{2}$ " wide Velvet ribbon  
7 yards of  $\frac{3}{4}$ " flat lace trim  
Decorative trim, if desired, ex. Flowers  
Ribbon for ties

### **Instructions:**

### **Make the Pattern**


1. Cut a 6  $\frac{1}{4}$ " circle out of paper fold in half and then fold in quarters. Cut out  $\frac{1}{4}$  of the circle. This is your pattern.

### **Make the Hat**

2. Pin pattern on interfacing and cut out.
3. Sew one edge of the velvet ribbon to the curved edge of the buckram.
4. Fold ribbon over and secure in place. This covers the edge.
5. Sew the lace around the edge of the hat over the ribbon gathering as you go. Continue sewing rows of lace all the way to the center of the hat.
6. Fold the hat so the straight edges you cut out of the circle are together, stitch a  $\frac{1}{4}$ " seam from the velvet ribbon at the bottom to the center. Turn right side out.
7. Decorate as desired and add ribbon ties.



My New Lacey Hat





# JERRI'S FUN PAGE

by Dennis Ross



**What color is a burp?**

***Burple!***

**What are two things people don't eat for lunch?**

***Breakfast and dinner!***

**Why couldn't the pirate watch the movie at the theatre?**

***Because it was rated "Aarrgh"!***

**Why are planets separated?**

***They need their space!***

**What is a wave you can't surf on?**

***A microwave!***

**What is Tintin's favorite dance?**

***The can-can!***