

The Daisy Chain

February 2017

Volume 27

Issue 1





BUY W

most Monday!

1. M
2. M
3. M
6. C

Volunteer
Lunch
Home
Lunch
Lunch



UNITED
FEDERATION
OF DOLL CLUBS
67th ANNUAL
CONVENTION
EXHIBIT
2016
WASHINGTON DC
COMPETITIVE
EXHIBIT
FIRST
PLACE

A black and white line drawing of a girl whose head is a large flower with many petals. She has a smiling face with closed eyes and a small mouth. She is wearing a simple dress and has her arms slightly out to the sides.

Editor:	Terry Bukowski	(210) 651-4584	terrybukowski@yahoo.com
Alt-Editor	Glenda Kitto	(909) 599-0585	gkittoco@adelphia.net
Co-Editor:	Sandy Dorsey	(760) 731-6581	sandilee43@roadrunner.com
Chatti Patty	Pat Rather	(707) 996-8300	ratherpat@vom.com
Jerri Lee:	Dennis Ross	(626) 446-9678	jerrileedoll@yahoo.com
Production Supervisor	Marty Roden	(626) 446-9678	roden_martin@yahoo.com
Pattern Editor	Mary Hayden	(360) 642-2151	contrary128@gmail.com
Web Page:	Eric Silva		http://www.terrileedolls.com

Hope you have been going to the Terrileedolls.com web site to use the accessory book and the index of past articles. Please note at the bottom of several articles in this issue the footer notes when an article is an update to the Accessory book.
webpage, www.terrileadolls.com

The 2016 index has been updated on the webpage

COPYRIGHT

Front Cover ~ Sandra Whitney
Front Inside Cover ~ Ellen Lawson
Back Inside Cover ~ Cookie Bolig
Back Outside Cover ~ Linda Lee

**Articles for
May, 2017
issue due
Apr 21, 2017**

©2017 The Daisy Chain



Hi Everybody!!!! What's coming in 2017?? Will you finally find that treasure you've been searching for? Or, will you find something no one has seen before? Or make a new Terri Lee friend? Or visit a new Terri Lee location? Let us know here at the *DC*! Send the news to the Chatroom!!

The Terri Lee Christmas Card Club this year!!! WOW! Thanks to all who returned my card with one of theirs. Still, looking at the cards, some people are missing... **Sue Nast**, where are you? Your card was *always* the first one to arrive.

On the other hand, are you looking at *this* page and thinking, well, chatti, isn't it a little late for Christmas Wishes?!! (By the way, recognize the scene? Pull out your fashion parade catalogue, holiday edition, 1954, the one with the nativity cover, and compare it to this one.) *Why have this card here now?* Well, why not lionize the "*Daisy Chain*" and its staff a little! Who are people behind the *Daisy Chain*? Who are the editors, the feature writers, the researchers, the artists, and the people in the community who contribute and make the newsletter, "our" newsletter? Past newsletters faded away due to lack of participation, **so what is the secret of the Daisy Chain, now in its 27th year of continuous publication?** One of the secrets is **Glenda Kitto** and her behind-the-scenes-Mother...

Way back in 1997, inspired by the purchase of the original AV nativity angel from **Peggy Casper**, **Glenda Kitto** had a great idea: the display for our 1997 Apple Valley Tea Party event in the old factory cafeteria would be a recreation in situ of the entire nativity scene just as the workers had created it in 1954. And



there you see it, on the 1997 *DC* Christmas Wishes card. So...who did Glenda find to reinvent and sew the dolls' costumes: **June Curley**, Glenda's mother, who had sewn matching outfits for Glenda and Terri. Glenda's mom, **June Curley**, who was a kind of behind-the-scenes-Little-Terri-Mother, passed away last November. And now it's time to reread a couple of articles about her first published in the *DC* in 1997 and 1998 almost twenty years ago! Cheerio, chatti.

June Curley – Little Mother Behind the Scenes

By Pat Rather

June Curley, Glenda Kitto's mother, passed away last November at the age of 98. Over the years, pages about June have appeared several times in the *Daisy Chain* telling of her behind-the-scenes action. We thought that you might like to read or reread these pages and ask yourselves:

Who are people behind the Daisy Chain? Who are the editors, the feature writers, the researchers, the artists, and the people in the community who contribute and make the newsletter, "our" newsletter? Past newsletters faded away due to lack of participation, **so what is the secret of the Daisy Chain, now in its 27th year of continuous publication?**

[Click here to print the obituary below.](#)

June Myrtle Curley(1918 - 2016)



June Myrtle Curley of Temple City, California died November 6, 2016, peacefully at home with her family. She was 98 years old.

Born in Cleveland, Ohio to Jessie Searles and Clarence Clough. In 1928 the Searles family lead by her grandparents Emma and Burt Searles moved to San Gabriel, CA. June attended Alhambra High School where she met and retained 5 wonderful lifetime girlfriends. She met her beloved husband Jimmy V. Curley in Los Angeles at the Bendix Building where they worked in different companies. She as an accountant and he as a photo engraver. They married November 4, 1938.

Together they built a business, KC Photo Engraving of Pasadena. June and Jimmy were all about the family. They taught all the children to fish, hunt, camp, cook and garden and so many other activities. June especially loved her garden and sewing. Together they enjoyed endless hours developing the values of family engaging in various organizations including the Boy and Girl Scouts. June was a giving person and supported the Shriners Children's Hospital sewing for the children for 20+ years. Once Jimmy retired they spent 10 months each year either in Alaska or Mexico doing what they loved – fishing and their visiting with the many travel companions. They shared a full and blessed life including the survival of an airplane crash in the tundra of Alaska.

June is survived by her 4 children: Michael and wife Shirley, Dale, Glenda and husband Gerald Kitto and Dan and wife Mary; 6 grandchildren: Steven, Ron, Sondra, Roger, April and Jeff; 12 greatgrandchildren Joscelyn, Connor, Kira, Taylor, Brody, Andrew, Logan,

Dane, Kaitlyn, Rachel, Jesse and Dillon.

A private family gathering will be held. In Lieu of flowers the family request you make a donation to or the Shriners Children's Hospital of Los Angeles, CA.

ALL YOU NEED is a YUCCA and JUNE CURLEY!

by Pat Rather

Terri Lee collectors have long dreamed of recreating their special version of the Nativity scene... On August 2, 1997 all necessary elements to do so met at the one and only place it could have been done: the Apple Valley factory!

In 1954 the company staged a religious tableau in their dining room. If you have the holiday issue of the 1954 Fashion Parade, then you have a photograph of the Nativity scene stapled onto it. This augmented Fashion Parade went out as Terri Lee's 1954 Christmas greeting, just as we at "THE DAISY CHAIN" are sending you our recreated Nativity scene for your Christmas 1997 enjoyment!

Preparations for our August photo-shoot were extensive. Dennis Ross hauled in a portion of his garden fence. Glenda Kitto was seen running from the old Terri Lee Ranch site with a yucca under her arm! Peggy Casper spun out some angel hair. Terry Bukowski and Dennis R. settled the figures into position.

However, credit for the success of the enterprise goes to JUNE CURLEY. June knows a lot about Terri Lee. After all, she bought Glenda her first doll! June studied the original pictures and created eight wonderful outfits for the pageant performers.

For creating "the real thing," "THE DAISY CHAIN" would like to award

J U N E C U R L E Y

The GOLDEN THIMBLE/NIMBLE FINGERS Award!

CONGRATULATIONS!

Photo GLENDA KITTO



*Terri
and
Terri
hope that you
enjoy their
new Christmas
Nativity CARD!*



*JUNE CURLEY
and some of
the pageant
participants!
(And she is, as
you guessed,
Glenda Kitto's
mother!)*


BEFORE & AFTER

GLENDa KITTO'S HOSPITAL DOLL

BY PAT RATHER



It was a really special Christmas in 1952. Glenda Kitto received a Terri Lee and her mother and father built her a split-level "Betsy McCall" dollhouse. Glenda's younger brother, Daniel, is positioned very strategically behind it. If you look carefully at the photo, you'll see that Glenda and her Terri are wearing identical dresses. (But, what's that Terri doing on Yvonne's lap, Glenda???)



Christmas 1952

Glenda's Terri made two trips to the Apple Valley Doll Hospital.

The hospital box from Terri's last trip is postmarked May 13, 1958, Glenda's birthday. But, by then, Glenda and her childhood Terri friends, Mary Jo and Diane, were no longer interested in dolls. So June or Glenda Curley packed the doll away in a closet. And there she stayed with her Hair Care Instruction leaflet, pop beads, matching dress and glorious face and hair. Can you imagine how Glenda must have felt when she unpacked Terri after all those years?!

Collection and Photos GLENDA KITTO



June Curley, Terri Lee and Glenda Curley Kitto in 1998

Terri

Tales

Road trip by Nancy Jordan

Buddie and I took a flight trip to Los Angeles, CA last Dec. 4th-9th and rented a car and drove to Long Beach, CA and attended NAAA (National Agricultural Aviation Association) convention to join with crop duster pilot friends.

I visited our Terri Lee friend, Dorene Reed and enjoyed seeing all her beautiful Terri Lee dolls last Dec. 5th.



At left: Dorene and her childhood doll

Above: Dorene and Mike welcome me to their home

Rediscovered Treasures

By Glenda Kitto

My Mother kept the most unusual things. Recently, while cleaning out some things at my Mom's home I stumbled across a bevy of old packaged clothes patterns. They were deep in the back of a drawer and hadn't been disturbed in years. I began looking at the patterns closely when suddenly I realized, oh my gosh...these were the actual patterns my Mom had used when making my Terri Lee wardrobe way back in 1954-1956! There was Butterick pattern #6759 which showed my dolls wedding dress.



The McCall pattern #1561 is for both the Silver Lame Skating outfit and my Cowgirl. Slips, panties and a robe were all to be found within these aged and well used patterns.



The next Butterick #7157 was the pattern used on several of my mother-made school dresses which are shown below.





Also, not to be forgotten was a Simplicity pattern #1336. Even though this pattern is for a 25" doll, it was used to make the little lavender and white cotton doll dress.

The last pattern in the stack, a 1955-era Simplicity #1372 was for an 8-inch doll. Yes, Mom made clothes for my Tiny Terri as well!

Not all of the tissue is cut so it is easy to determine the cut pieces used to make each outfit. You see,

Mom sewed just about everything I wore until my teen years. At which time I got to have a few off-the-rack outfits. Most of the Terri dresses bring back a vivid memory of my clothes since each outfit made for Terri was a duplicate of one of my own dresses. Cotton, taffeta, quilted prints, lame and dotted-swiss all found their way into my school and play clothing. I'm sure one or two of the Terri and me outfits were from feed-sacks. We had lots of chickens and going to the feed store was a treat as I got to pick out the feed-sack print for my next dress.




And wouldn't you know one of the fabrics, a quilted robe, is the same fabric found on a factory Hula Terri Lee item that I purchased from Kathy Donahue. Treasures? – you bet they are!

Not all of the patterns have dates but they range from a 1950 copyright to 1955. Sorry to say that none of them mention Terri Lee even though a myriad of other doll names are used such as: Harriet Hubbard Ayer, Miss Curity, Sweet Sue, Saucy Walker, Bonny Braids, Susan Stroller, Toni and "popular new dolls".



The mother-made clothes don't exactly fit Terri like a glove. Most of them hang loosely, many have sash ties and round snaps and are well played with. While not perfect, they are treasures all the same! Why Mom kept the patterns for all these years, I will never know. During her life she had donated a lot of her spare time to the Shriners Hospital for Children in Los Angeles. In the drawer I did find several other patterns for full-sized children's clothing but none from my childhood except for those treasured patterns mentioned above. You may recall for the 1997 Apple Valley convention that my mom, June Curley, made replica outfits of the famous "Terri Lee Nativity Scene". At that convention we set up the dolls and re-enacted the nativity scene. Since then I bring out those dolls and present my Terri Nativity for every holiday season. Just a bit of nostalgia but...it makes for such Great Childhood Memories!



Dealer Notifications 1955 – My Baby Magazine

By Glenda Kitto

Merchandising was prime focus with **Terri Lee Doll Co.** as we learned from the programs presented by Sandy Dorsey about Jewel Tea and from Glenda Kitto with all the newspaper placements. Here is just another example of how Terri Lee was featured in additional magazines.

Advertise! Advertise! Advertise!

This time the focus market was towards baby and children's departments and stores. This is a four page 8.5" x 11" flyer sent to the buyer of infants' wear and toys. If your store distributed **My Baby Magazine**

this was notification that a major advertisement was about to hit the newsstands for the upcoming holiday season. This was prime real estate – **November 1955** – My baby had a circulation of over 1,000,000 in more than 1000 stores. Page two of this flyer is in full size on the following page.

We have always made the statement that Terri Lee had over 500 outfits and this merchandising piece verifies that statement: *...Terri Lee Dolls have over 500 individual items in their wardrobes...*

The ad piece has a two-fold purpose –

- Get dolls and clothes into more locations
- Increase sales in existing locations



MY BABY MAGAZINE. © Shaw Publications, Inc.
v. 13, no.
2, Feb. 1955. © 4Jan; B513919.
3, Mar. 1955. © 3Feb; B518277.
4, Apr. 1955. © 4Mar; B523390.
5, May 1955. © 4Apr; B528344.
6, June 1955. © 4May; B533738.
7, July 1955. © 2Jun; B538128.

Per the Library of congress this was the 13th year of publication as a monthly magazine. The August issue cover is also pictured however we do not know if it contained a Terri Lee Advertisement.

OVER 1,000,000

Expectant and New Mothers will read about TerriLee Dolls in November ^{MY}BABY

More than 1,000 stores will distribute this November issue of MY BABY!

This is your golden opportunity to cash in on this business — whether you distribute My Baby Magazine or not. How? By stocking the Terri Lee family of dolls NOW — in time to reap the selling benefits of this dramatic advertising campaign during the holidays, and after.

The picture on the opposite page tells the story of the dolls and the real life children they were modeled after.

This is the story you will want to tell — in your local advertising, your windows, your department displays, in toppers, etc.

And your local newspaper will eat this up as a good human interest doll story for the Christmas season. Terri Lee will be glad to furnish a suitable press release.

Get on the Terri Lee bandwagon now — it's off to a flying start for holiday selling and year-round selling too!

How are TerriLee dolls different from all other dolls?

1. Terri Lee Dolls have over 500 individual items in their wardrobes to give children endless variations in play. Terri Lee Dolls are truly called "The World's Best Dolls!"
2. Terri Lee Dolls have a Written Lifetime Guarantee against breakage.
3. Terri Lee Dolls have their own Doll Hospital.
4. Terri Lee Dolls have their own magazine, sent free each month to every little girl who owns a doll from this royal family of dolls. New fashions are pictured in it each month.
5. Terri Lee Dolls may be taken swimming — believe it or not! And Terri Lee herself has hair that can be washed, curled and combed.

VITAL STATISTICS ABOUT THE TerriLee DOLLS

TERRI LEE herself, 17 inches tall, of indestructible plastic, sculptured after a real little girl. Lifelike in appearance and guaranteed for a lifetime. Her hair (in any one of four shades) can be shampooed, curled and combed. Shown on the opposite page —

Terri Lee in organdy party dress with bonnet, purse — retail \$16.95.

Basic Terri Lee doll in Cancan pants, shoes and sox — retail \$10.95.

LINDA BABY, the 10-inch cuddly Rose Petal Vinyl doll, sculptured by world renowned Brenda Putnam. She is amazingly lifelike in every detail, can be bathed and fondled. Shown on the opposite page —

Linda Baby in Sunday Dress of organdy with matching slip and bonnet—retail \$5.95
Basic Linda Baby in Fancy Pants — retail \$2.95.

CONNIE LYNN, this season's newest darling of the Terri Lee doll family. 20 inches tall, extremely lifelike with long natural eyelashes and soft curly hair. She goes to sleep when you lay her down just like a real baby—which has earned her the name "Sleepy Baby." Shown on the opposite page —

Connie Lynn in long organdy dress with matching slip and bonnet — retail \$16.95.
Basic Connie Lynn in diaper, shoes and sox — retail \$12.95.

WHAT AN OPPORTUNITY FOR YOU! FILL IN THIS COUPON AND MAIL RIGHT NOW!

Terri Lee Sales Corporation
Apple Valley, California

Please send me by airmail further information about the Terri Lee Doll Family. I am particularly interested in wholesale prices, terms, delivery dates and the famous wardrobe. I would also like extra copies of this advertisement for use in displays.

Store Name.....Address.....

City.....State.....

Mark envelope for Dept.

Where's Harry?

By Sandy Dorsey (Yoursterrilee)

This article is a biography of Harry M. Gradwohl created through research online. This author has often wondered why Harry Gradwohl did not accompany his wife Violet to Apple Valley, California. Through many hours of research I have found a happy dentist who chose to remain in Lincoln, Nebraska and enjoyed a comfortable and fulfilling life. Early in 2016 I was contacted by a lady whose mother worked for Dr. Gradwohl. She sent photographs of her mother with Dr. Grawohl and that sparked my interest in finding out more.



Harry Milton Gradwohl was born August 1, 1898 in Robinson, Kansas and passed away on July 15, 1972 in Naples, Florida. I first found him in the 1900 United States census for St. Joseph, Missouri. He is living with his father, Benjamin Gradwohl and his mother Hattie. He is listed in the census as H.M. and he is one year old. His family is living with his mother's family, the Gilpps so Henry's father is listed as the son-in-law, his mother is a daughter and he is a grandson. His father's occupation is dry goods salesman.

Gilpp family	Head	M	Feb 57	M	48			Kentucky	Germany
Leah	Wife	F	May 1845	M	28	5	5	Germany	Germany
Leah	Son	M	Feb 1874	S				Missouri	Kentucky
Mellie	Daughter	F	Oct 1875	S				Missouri	Kentucky
Milton	Son	M	Nov 1877	S				Missouri	Kentucky
Henry	Son	M	May 1881	S				Missouri	Kentucky
Gradwohl Benj	Son-in-law	M	Oct 1874	S	3			Missouri	Germany
Hattie	Daughter	F	Oct 1876	S	3	1	1	Colorado	Kentucky
H.M.	Grandson	M	Aug 1898	S				Kansas	Missouri

By 1910 the young family had moved to Lincoln, Nebraska. That census tells us that Ben and Hattie have been married for 12 years and they have added another child, Bernard. Harry is then 11 years old and Bernard is 5.

736	164	Davidson American	Head	M	26	M	2	0	0	Unknown	Unknown	Unknown
740	170	Gradwohl Ben	Head	M	36	M	12			Missouri	Germany	Germany
		Hattie	Wife	F	34	M	12			Colorado	Indiana	Germany
		Harry	Son	M	11	M				Kansas	Missouri	Colorado
		Bernard	Son	M	5	M				Missouri	Missouri	Colorado
742	170	Engelbrecht Solomon	Head	M	39	M	13			French	French	French
		Elva	Wife	F	33	M	13	1	1	Nebraska	Nebraska	Nebraska



Harry and his brother Bernard Gradwohl grew up in Lincoln, Nebraska. Harry graduated from Lincoln High School in 1916. During World War I all males between the ages of 18 and 45 years had to register for the draft. Here is Harry's registration card filled out on September 11, 1918. It shows that Harry's middle name is Milton and that he is living

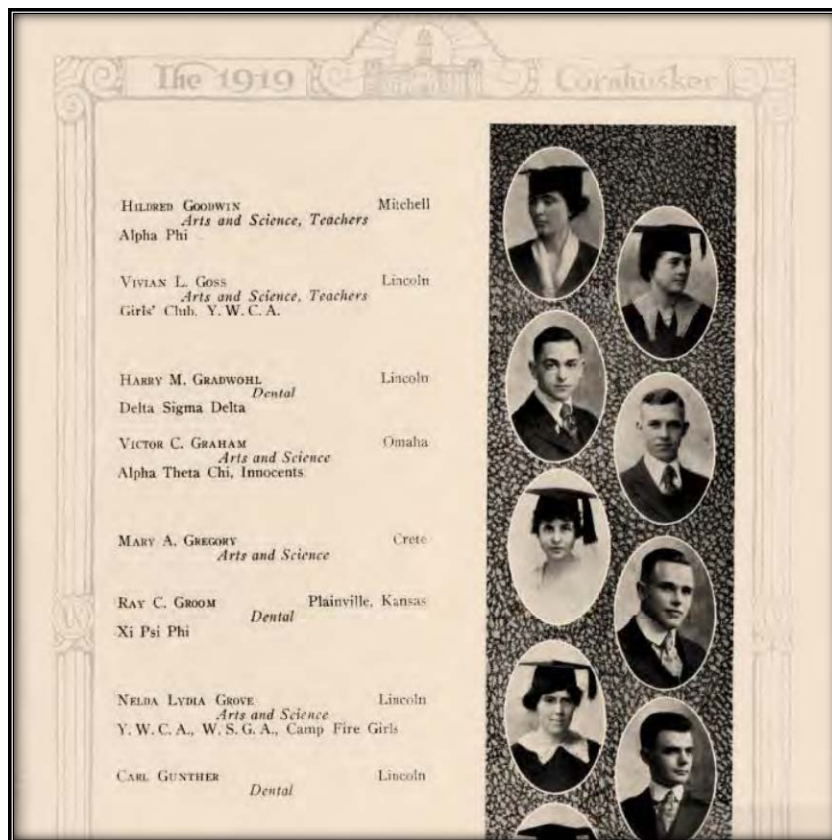
with his father B.W. Gradwohl at 1325 C Street. He is a dental student at the University of Nebraska. He is short, of slender build and has black eyes and dark brown hair.

REGISTRATION CARD																					
SERIAL NUMBER		490		ORDER NUMBER		A/044															
1. Name: Harry Milton Gradwohl																					
2. Address: 1325 C St. Lincoln, Neb.																					
Age in Years		20		Date of Birth		August 10, 1898															
<table border="1"> <thead> <tr> <th colspan="4">RACE</th> </tr> <tr> <th>White</th> <th>Negro</th> <th>Oriental</th> <th>Indian</th> </tr> </thead> <tbody> <tr> <td><input checked="" type="checkbox"/></td> <td><input type="checkbox"/></td> <td><input type="checkbox"/></td> <td><input type="checkbox"/></td> </tr> </tbody> </table>										RACE				White	Negro	Oriental	Indian	<input checked="" type="checkbox"/>	<input type="checkbox"/>	<input type="checkbox"/>	<input type="checkbox"/>
RACE																					
White	Negro	Oriental	Indian																		
<input checked="" type="checkbox"/>	<input type="checkbox"/>	<input type="checkbox"/>	<input type="checkbox"/>																		
<table border="1"> <thead> <tr> <th colspan="2">U.S. CITIZEN</th> <th colspan="2">ALIEN</th> </tr> <tr> <th>Citizen</th> <th>Alien</th> <th>Decliant</th> <th>Non-decliant</th> </tr> </thead> <tbody> <tr> <td><input checked="" type="checkbox"/></td> <td><input type="checkbox"/></td> <td><input type="checkbox"/></td> <td><input type="checkbox"/></td> </tr> </tbody> </table>										U.S. CITIZEN		ALIEN		Citizen	Alien	Decliant	Non-decliant	<input checked="" type="checkbox"/>	<input type="checkbox"/>	<input type="checkbox"/>	<input type="checkbox"/>
U.S. CITIZEN		ALIEN																			
Citizen	Alien	Decliant	Non-decliant																		
<input checked="" type="checkbox"/>	<input type="checkbox"/>	<input type="checkbox"/>	<input type="checkbox"/>																		
3. Present Occupation: Dental Student, Univ. of Nebraska																					
4. Place of Birth: Lincoln, Neb.																					
5. Name of Father: B.W. Gradwohl																					
6. Address of Father: 1325 C St. Lincoln, Neb.																					
I AFFIRM THAT I HAVE VERIFIED ABOVE ANSWERS AND THAT THEY ARE TRUE																					
P. M. G. O. Harry Gradwohl																					

REGISTRAR'S REPORT									
DESCRIPTION OF REGISTRANT									
HEIGHT		BUILD		COLOR OF EYES		COLOR OF HAIR			
5' 11"	Medium	Slender	Medium	Slender	Black	Dark Brown			
7. Has person lost arm, leg, hand, eye, or is he obviously physically disqualified (Specify)									
No									
8. I certify that my answers are true; that the person registered has read or has had read to him his own answers; that I have witnessed his signature or mark and that all of his answers of which I have knowledge are true, except as follows:									
Signature: L. O. Thomas									
Date of Registration: Sept 11, 1918									
DIVISION NO. 1 LINCOLN, NEBR.									
(STAMP OF LOCAL BOARD)									
The stamp of the Local Board having jurisdiction of the area in which registrant home shall be placed in this box.									
220 of 358									

Harry Milton Gradwohl graduated from Dental School at the University of Nebraska in 1919. He is shown in the Cornhuskers yearbook for that year. He belonged to the dental fraternity Delta Sigma Delta for the rest of his life. The picture that is used at the beginning of this article came from the yearbook.

The picture that is used at the beginning of this article came from the yearbook.



From the Lincoln Star on Sunday, June 22, 1923 we learn that Dr. Gradwohl has been practicing dentistry in Lincoln for four years and he is now located in a new office in the Security Mutual Building. "His clientele necessitated more spacious quarters for his business." This article also told me when he

graduated from high school and the University.

IN NEW LOCATION

—Photo by Townsend.

Dr. Harry Gradwohl, who has been practicing dentistry in Lincoln for the past four years, is now located at 216 Security Mutual building. Dr. Gradwohl's growing clientele necessitated more spacious quarters for his business.

He is a Lincoln man who graduated from the Lincoln high school in 1916 and from the university college of dentistry in 1919.

Dr. Harry Gradwohl's life was going along very smoothly. His dental practice was growing and he was quite successful. Then along came a cute little girl named Violet. Violet Vivian Lee was born November 25, 1901 in Iowa and passed away in July of 1972 in Manassas, Virginia. This picture is from Peggy Casper's book. Peggy tells us in her book Fashionable Terri Lee Dolls that Violet graduated high school in Calinda, Iowa in 1919 and soon moved to Lincoln to look for work.



Violet appears in the 1920 United States Census for Calinda, Page County Iowa living with her father Frank Lee, mother Hattie and sisters Wilma and Fountienne. Her older sister Goldie is already out of the house.

227	34	35	Lee	Frank M	head	10 m	m	w	48	m
			—	Hattie C	wife		F	w	39	m
			—	Violet	daughter		F	w	18	s
			—	Wilma	daughter		F	w	16	s
			—	Fountienne	daughter		F	w	12	s

VIOLET VIVIAN LEE IS BRIDE OF HARRY GRADWOHL.

The marriage of Miss Violet Vivian Lee of Clarinda, Ia., to Dr. Harry Gradwohl of Lincoln, was solemnized this afternoon, at the home of the groom's parents, Mr. and Mrs. B. Gradwohl, 1722 C street. Rabbi Starrels performed the ceremony in the presence of twenty-five immediate relatives and close friends. The ceremony

Dr. Gradwohl fell in love with the beautiful young Violet Lee and they were married on May 6, 1926 in Lincoln at Harry's parent's home. The Lincoln Star newspaper on May 9, 1926 gives a complete description of the marriage ceremony and a picture of the new Mrs. Harry Gradwohl. From the newspaper article we know the home was decorated with ferns and

palms and baskets of lilacs and pink roses.



Seeing this picture of Violet in her wedding dress reminded me of how different the world was in 1926. It was the roaring 20's. Prohibition. Cropped hairdos. According to the newspaper article "the bride wore a lovely gown of white silk net over flesh colored satin. She carried an arm bouquet of sweetheart roses and lilies of the valley. Miss Martha Jean Simon was the ring bearer."

In 1926 the D-L-D Detroit-Lincoln-Denver road was a very busy highway across Middle America. It became part of the Federal Highway system. Lincoln was not as isolated as I had imagined.

Below is the residence of Harry Gradwohl's parents as it looks today. I am sure it has undergone several updates and

additions
since 1926.



THE BIRTH RECORD.

GRADWOHL—Mr and Mrs. Harry Milton. (Violet Vivian Lee), 3435 Cable avenue, Nov. 29, a girl.

KNUTLE—Mr and Mrs. Walter L. (Irene Helen Giles), 3545 Everett, Nov 30, a boy

HARVEY—Mr and Mrs. Harry Clark, (Alice Romberg), 925 South Thirty-second street, Nov. 30, a boy

FAHLESON—Mr. and Mrs. Herman. (Lillian Palmer), R. F. D. Ceresco, Neb., Nov. 30, a girl.

B4994.

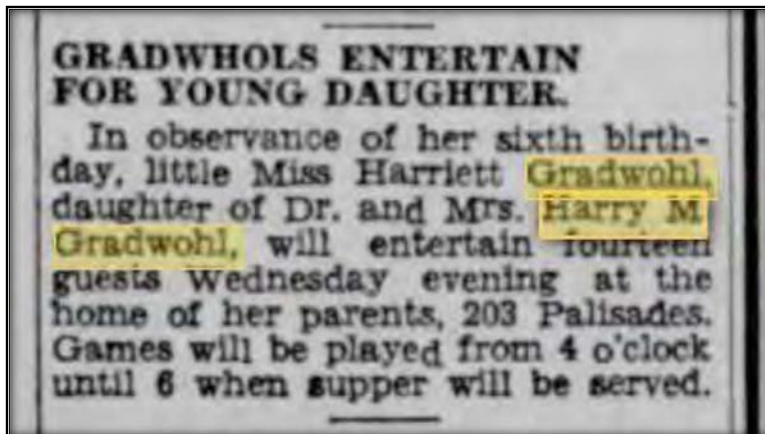
By checking the 1930

			maeyme a.	Daughter			V	F	W	7	5		yo		
			de orathof	Daughter			V	F	W	7	9		yo		
3940	360	365	Gratwohl, Harry M	Head	R	47	R	No	m	w	32	m	25	No	yo
			Violet L.	wife-H				V	F	w	29	m	25	No	yo
			Harriette W.	Daughter				V	F	w	2 $\frac{1}{2}$	s		No	yo
			Peterka, Elsie C	Maid				V	F	w	22	s		No	yo
3940	361	366	Cratzenberg, Lawrence	Head	R	12	R	H	m	w	22	m	21	m	yo
			Bernice	wife-H				V	F	w	19	m	19	m	yo
3940	362	367	Huff, Merle E	Head	R	5500	R	No	m	w	42	m	28	No	yo
			Cora M	wife-H				V	F	w	35	m	24	No	yo

Why did Harry and Violet name their daughter Harriett? Because that was the name of both of their mothers. But as we saw in the beginning censuses both mothers went by the nickname “Hattie.” Daughter Harriett decided she was not so fond of the name and changed her name to Terry. The name Lee was Violet’s maiden surname and so was born the name

Terry Lee.

In November 1933 the Gradwohl's held a birthday party for their daughter Miss Harriett Gradwohl. They entertained fourteen guests at her parents' home and games were played from 4 until 6 PM when supper was served.



The next ten years must have been very quiet in the Harry Gradwohl household because there was not much in the local newspapers. Violet was busy raising her daughter and working a lot for the Girl Scouts and other


charities. Harry was busy building his reputation as a leading dentist in the area. In 1942 Dr. Gradwohl was a presenter at the Dental Society banquet. He conducted a demonstrational clinic on a new plastic material for filling teeth.

From the Lincoln Evening Journal on Sunday, December 17, 1943 we find Dr. and Mrs. Harry Gradwohl and daughter "Tarry" are spending Christmas of 1943 in Omaha with Mrs. Gradwohl's mother, Mrs. Harriette Lee and Jack Carlson. Violet's older sister Goldie is married to Jack

12 U. N. Dental Seniors Are Guests At Banquet

Sixty persons attended the regular monthly banquet of the Lincoln District Dental Society at Hotel Cornhusker Monday night. Special guests were 12 University of Nebraska dental college seniors.

Dr. Irl Schoonover, research chemist of the bureau of standards, discussed "The Qualities of Dental Materials." Dr. Harry Gradwohl, conducted a demonstrational clinic on a new plastic material for filling teeth. Dr. Merritt Pedersen presided at the dinner.



Carlson and Violet's mother is living with them

Christmas in Omaha

Spending Christmas in Omaha are Dr. and Mrs. Harry Gradwohl and daughter, Tarry. Mrs. Gradwohl's mother, Mrs. Harriette Lee, and nephew, Jack Carlson, will be their hosts for the holiday.

in Omaha.

Jack and Goldie Carlson's home in Omaha as it looks today.

In December of 1944 Violet Gradwohl was supervising the reconditioning and redressing of dolls which were donated by the Girl Scouts to the Social Welfare Christmas Toy Shop. This verifies that she was getting interested in creating dolls. Mrs. Gradwohl spent over 600 hours working on this project. Since this was at the end of 1944 I believe that this was perhaps a precursor of her obsession with starting a doll company. She may have been doing research about how to produce new dolls. The Terri Lee doll appeared in the Montgomery Ward's Catalog for Christmas of 1946 and it takes quite a long time for a company to be able to produce enough dolls to meet a catalog requirement. In fact, at the recent Terri Lee Convention in Phoenix, Allyson Kovaleski gave us a lot of insight about how long it takes to get a doll from a prototype into the production stage.



Leaving Tuesday morning are Mrs. Harry Gradwohl and her daughter, Terry, going to Albuquerque, N. M., where Terry will enter the University of New Mexico as a freshman. Mrs. Gradwohl will go on to Long Beach, Calif., to visit her sister, Mrs. F. A. Duda, for several weeks before returning home.

By 1945 daughter Terry Gradwohl was all grown up and ready to start college. In October of 1945 Violet went with her daughter Terry as she started school at the University of New Mexico. Then Violet continued on to Long Beach to visit her sister Fontienne.

In the 1945 City Directory for Long Beach

Fred Duda is listed as a manager for the Jewel Tea Company. The fact that the Dudas were involved with the Jewel Tea Company In 1945 and continued to work for that company explains how our Terri Lee Doll was featured on the front of the 1951 Jewel Tea Christmas Book and how the dolls were offered by the Jewel Tea Company.

Duda Edith M Mrs slwn FWVCo r1210 Rhea
 " Fred V (Fontaine) mgr Jewel Tea Co h3630
 Gavlotia av
 " Gabriel (Lucille) USN r20 Sonoma av
 " Walter J electn h849 Dawson av
 Dudderar Anna Mrs h455 E Ocean blvd
 Duden Jesse (Maude) h2335 Cerritos av

Notice that the original newspaper article informs us that Violet is taking an extended trip of several weeks from Lincoln Nebraska. I think Violet was exploring California and there was a big advertising campaign for Apple Valley set up in Long beach. There were airplane rides to see the new "ranchos" and a hard selling program to get people interested in investing in this new exciting place to life. Newt Bass built a spectacular glass house on the top of the hill in Apple Valley where they hosted interested investors. Also Maxine Sunderman and her husband and daughter Drienne were living in the Los Angeles area at this time also so she might have visited them.

Well back to Lincoln, Dr. Harry Gradwohl was enjoying himself and becoming quite a good golfer. He shot a 79 (par is usually 72) on September 16, 1946 at the Hillcrest Golf Course.

Dr. Harry Gradwohl shot the best score of his life at the Hillcrest club, breaking into the 70's for the first time with a 79.



Dr. Gradwohl was a very personable individual. He belonged to many civic and business clubs in Lincoln. He was a well-known professional who had grown up there and continued to serve the community. He enjoyed playing golf at the excellent Hillcrest Golf Club in 1946.

By this time the Terri Lee doll had to be in production.



According to Peggy Casper the “factory” started at the Gradwohl’s home at 1340 South 20th street in Lincoln. It seems like a very short time, from taking her daughter to college and visiting California in the fall of 1945 to having her doll offered in the Montgomery Ward Christmas catalogue of 1946.

TOYS for GIRLS . . .

Terri Lee Toddler Doll and Layette—
29.95

Patsy Doll—2.95

Rose O'Neill Kewpie—2.50

China Dishes—4.95

Miller's Toys—Third Floor

MILLER & PAINE

This is the earliest newspaper ad found for Terri Lee dolls. The ad is dated September 28, 1946. Miller and Paine was a leading department store in Lincoln. Notice that the price for the Terri Lee Toddler doll and layette is a

very expensive \$29.95. The Patsy doll is only \$2.95 and the Kewpie doll is only \$2.50.



SPECIAL FOR LIMITED TIME

TERRI LEE DOLLS

Regular \$11.95... Now \$9.95



The ad on the left is dated July 23, 1947 which is after the MW Christmas catalog. The price for Terri Lee dolls on sale is now \$9.95. The regular price was \$11.95. Ben, Your Hairdresser was one of Violet's best customers in Lincoln. He always had a display of dolls in the window and he was located directly across the street from the "O" Street Factory.

I will leave you here in 1947 and continue with the biography of Dr. Harry Milton Gradwohl in the next issue of the Daisy Chain.

Terri and Jerri Go To Washington DC

By Dennis Ross



“Hurry up Terri!”, urged Jerri Lee as he waited impatiently beside the door of the dolls’ nursery in Apple Valley. “The limo is here and waiting!” he added. His sister, Terri, rushed in breathlessly and deposited her luggage at her brother’s feet. “All right, I’m ready to go,” she said to him. Jerri, always the gentleman, lugged his sister’s bags out to the

awaiting limo. The driver politely acknowledged Terri as he placed her luggage in the spacious trunk area of the limo. When they were all seated and had put on their seat belts, off they went to the Los Angeles airport. “I hope I’ve not forgotten anything” whispered Terri as they sped along the various freeways. “I doubt that you have...you brought all those large suitcases!” replied Jerri.



Soon they were at their destination and got to where they checked the baggage. “Gate 75B” politely said the United receptionist. Jerri always enjoyed watching the large jets come and go as he gazed out the spacious glass windows.

Soon their group was called and they boarded. Theirs was a non-stop flight to Washington, DC. “I’m so excited to be going to the UFDC convention!” Terri told her brother. “And I’m pleased that you invited me to join you,” he said.

The dolls found their seats, buckled up and settled in for the 4 hour 50 minute flight. Jerri absolutely loved everything about flying. “They should have designed a pilot outfit for him” thought Terri to herself. “He certainly enjoys his train engineer costume. Oh, he does have his leather wind jammer outfit to wear as a plane pilot” she surmised.

Terri had brought lots of fashion magazines to peruse during the lengthy flight. Jerri had packed some Sudoku math puzzles to work on. “You two look so

nice in your matching lavender suits,” the flight attendant told them as she offered drinks and snacks.



“Why thank you,” smiled Terri. They were munching on toasted waffles filled with caramel, cinnamon and real vanilla, manufactured in the Netherlands, and sipping their ice water as Terri made a

mental note of each outfit she’d packed for each day’s activity. Jerri could not have cared less about his outfits. Jeans and a shirt was the best outfit according to him. “What’s the movie?” asked Jerri. That’s when he looked around and discovered no screens on this plane. Disappointed he closed his eyes and took a little nap instead. The next thing he knew he was being shaken awake by his sister. “We’re about to land,” she told him. She knew he always liked to look out the window and take in the views as a plane descended. Soon they found themselves disembarking and saying their farewells to the kind flight attendants who had served them during the flight. Upon picking up all their luggage (remember Terri had brought three bags!) they were met by the driver of the UFDC hotel limo. He was quick to get all their belongings stowed into the luggage compartment and whisked them away from Dulles airport to the official United Federation of Doll Clubs hotel, the Hilton. At the guest check in the dolls were served dark chocolate milkshakes as they waited for their room keys. Jerri smacked his lips and exclaimed, “Now what’s what I call Capitol Hospitality!” The dolls were shown to their suite and their luggage was all placed inside.

They took in the lovely view from the large picture window. “It’s breathtaking!” Terri said as they gazed out at many famous monuments before them.

“I have a surprise for you!” Jerri announced. “Follow me!” – He then locked their room, went down the elevator and out the front hotel entrance. Terri was running to keep up with her brother. “This must be about food” she thought to



herself. “He only goes this fast when food is involved !”

Only a block away from the Hilton Hotel was a Buca de Beppo Italian restaurant. “I caught sight of this earlier when the limo sped by!” Jerri proudly announced as he opened the front door for his sister. She laughed, shook her lustrous platinum curls and entered. The two dolls had a

delicious dinner – a green salad and stuffed shells with cheese stuffing. Jerri smacked his lips at the end of the meal and Terri knew that he was extremely satisfied. Full and tired, the dolls walked back to their hotel, went up the elevator to the seventh floor, and got ready for a good night's sleep. They put on their matching pajamas with the yellow and gold roses and soon after climbing into the soft bed were both sound asleep.

The following morning Terri awoke first and having brought three very large and very full suitcases, decide on what the day would see her dressed in. "A pinafore dress would be appropriate for this bright sunny Summery day", she decided. She chose a pink pinafore dress edged in Val lace.

Jerri rummaged around in his suitcase and came away with a pair of jeans, leather belt, and a plaid shirt. The dolls didn't match, but still looked nice as they left the hotel and began their first new day in Washington, DC They found the awaiting shuttle bus to their first destination of the day, Hillwood Estate. It was the lovely home of Marjorie Merriweather Post (of cereal fame) and the actress Dina Merrill lived there because Marjorie Merriweather Post was her mother. Room after room of fine antique furniture, museum worthy portraits and priceless china dinnerware were all on display as the dolls walked around each room of the multi-leveled mansion. Jerri took many photos and after they had seen everything they walked outside and toured the manicured grounds ornamented by marble and carved stone statuary. Majestic trees stood strong providing the two dolls shade just as they had done for a century. When the tour was completed, the limo was waiting to take the two dolls to their next activity.

A fifteen minute ride brought them to the hotel where a Rowbear doll show was taking place. Once inside, Terri and Jerri were surprised to see so many new dolls whom they did not recognize at all. It's always a treat to make new friends and being friendly and outgoing that's exactly what Jerri and Terri did. There were new stuffed cloth dolls to meet and new resin BJD dolls, too. In fact a very tall resin doll took a liking to our twosome. His name was Dracula and he had red eyes and held a goblet to fill with his favorite liquid drink. Terri marveled at his elaborate costume as did Jerri. In fact Jerri wanted an outfit just like it to wear himself! The more the three dolls talked and got to know one another, the more friendly they became. Terri told Dracula about all the other dolls back home who resided in the doll nursery in Apple Valley. Jerri



looked at Terri and she looked at him and in that instant they both asked Dracula if he would like to come to California and live in the doll nursery with them, Dracula did not need to think it over for a minute. "I'd be most honored" he replied in his handsome Transylvanian accent. He took Terri's hand and bestowed a kiss upon it. It was settled then. Dracula packed his belongings into his coffin shaped box, climbed inside and allowed Jerri to carry it to the limo. The dolls headed back to the Hilton Hotel where the three departed to their room; Dracula said he would take a much needed long nap until they were back in California. Terri and Jerri had a hamburger in the hotel dining room and then went to the UFDC ice cream social. Terri opted for fresh popped popcorn instead of ice cream, but Jerri chose a chocolate Oreo ice cream bar which was so good, he went back for a second one.

Tired and now quite full, the dolls waddled back to their room on the seventh floor. Terri peeked into Dracula's box to check on him. He was sleeping peacefully. As Jerri looked on he hoped they hadn't been too hasty inviting Dracula to reside with them but Jerri kept his doubts to himself since Terri seemed extremely pleased that the handsome, tall red eyed doll was coming along to Apple Valley.

Terri yawned and seeing her do so made Jerri yawn as well. It had been a busy and fun day.

The dolls got ready for bed, turned on the television, but both fell asleep within 5 minutes.

The following morning Jerri was the first up. He was going to wear the same shirt and jeans from the previous day but at that moment, Terri got up and saw what he was up to. She shook her lustrous platinum curls and said "No", and then produced from one of her three suitcases Jerri's red sportsuit as well as her own. This vibrant red color was rare. Terri loved the zig zag stitching on each of the outfits' suspenders.

Jerri relented and dressed in the sports suit, as did Terri.

Once again, she looked in at Dracula but he was still sleeping quite peacefully.

Today's morning activity was doll dialogues where you get to learn things regarding dolls from a knowledgeable speaker at each of the 10 to 13 tables. Schoenhut dolls were intriguing to Terri so she went to that table and heard information about the wooden jointed dolls created in the early 1900s.

Jerri was fascinated by the Matryoshka or Russian nesting dolls. He was amazed at how many dolls could be contained inside one larger doll. They were artistically painted by hand.



These talks took up the morning hours and in the afternoon, Terri had obtained tickets for Florence Theriault's seminar program. This was the lady behind the famous doll auction house!

After dinner the UFDC general meeting was held followed by the sales room grand opening. Terri and Jerri enjoyed

seeing so many of their dolly friends posing in each of the countless booths. It took a long time to visit with so many dollies. Jerri finally collapsed in an empty chair and Terri knew that was a signal to head off to bed.

And so they did. It had been a long but very informative and fun day. It was a warm night so Jerri just slept in his white with navy polka dots boxer shorts and Terri slipped into her pink short baby doll pajamas. As soon as their heads hit the pillows, they were both sound asleep.

Thursday's cloudy sky found two sleepyhead dolls beginning to awaken to the new day. Up they jumped from their bed and stretched. Jerri did his exercises as he did every morning. Terri tended to her many lustrous curls with her haircare kit. She removed the pink snood which she had worn during the night to corral all of her curls so they did not get mussed.

Jerri had brought his bird print romper or playsuit as he always preferred to call it. He had even remembered to pack his accompanying white plastic belt with the shiny gold buckle. Luckily Terri could delve into her multiple suitcases to come up with her matching blue bird print dress. The two dolls looked great when they finished dressing. They both had on white socks and brown and white saddle shoes. Off they went to a new day's adventures.

The Special Exhibits opened at 9:00 AM so the twins headed there first. Room after room of dolls matching a theme had been assembled for all the UFDC attendees to enjoy. And Terri and Jerri did enjoy seeing so many of their old and new friends. There were dolls inspired by Tashas Tudor, the book illustrator. She led a life as though she lived 100 years earlier. This room taught Jerri and Terri about her life, her career and her artistry.

Next was an entire room filled with dolls and their wardrobes. "Well, I certainly have enough costumes in my wardrobe to more than fill this room!"

whispered Terri to her brother who nodded in agreement as he thought of her 3 suitcases for this less than a week trip!

As they entered the next room full of Advertising Dolls, they heard a “Hello – over here!” coming from the display. It was sister Terri – in fact two sisters! One was dressed in a Heart Fund outfit and beside her were TL monthly magazines and articles showing the connection to the Heart Association. The other sister Terri wore her Little Lady costume and was accompanied by Helen Pessel advertising and products. Both of these girls had been loaned by Little Mother Cookie Bolig!

Lunch was with a doll artist – Helen Kish – who hugged both Terri and Jerri tightly as soon as they walked in for they had met her last year and she fondly remembered the twins. She commented on their bird print matching outfits. Jerri made sure to call his a playsuit and not romper.

The lunch was good – sword fish, spinach salad, and Jerri smacked his lips over this – an individual chocolate cake for dessert. Helen Kish had created a lovely Powerpoint program about birds and fairies which she explained had been her latest inspiration for her new line of fairy dollies which she gave out to everyone in the room. Terri peeked into the box and saw that it was a blue eyed fairy with red hair and a blue dress and wings to match her eyes. In the box was a small blue bird for this little doll to hold. Terri always liked accessories for she had many in her collection.

They took their new treasures to their room and then journeyed on to see the competition room where Little Mothers Cookie Bolig and Nancy Goldstein volunteered their helpful services. So many dolls to greet and enjoy. Oh! Another sister Terri! “Look, I won a first place blue ribbon!” she proudly said as she held it up for the twins to admire. “My owner, Little Mother Glenda Kitto, will be very happy when I show this to her!” she exclaimed.

After a little dolly nap back in their room, it was time to go to the next event – a Maggie Iacono dinner. Terri and Jerri walked in and were so surprised to see Little Mother Paulann Chrisner, who is a member of the hosting club, called the Dollology Club of Washington, DC, as table hostess! She was waving for the two of them to come to her table, which they did willingly. “Oh, thank you for saving us two seats at your table,” politely said Terri. Jerri nodded in agreement and helped his sister with her chair.

The chicken dinner was served and was enjoyed by all. Jerri really enjoyed dessert for it was a tasty mango cheesecake. The doll artist, Maggie Iacono, and her husband gave a nice program showcasing the making of their felt dolls which

are all made in their home. At the conclusion of the Powerpoint, Little Mother Paulann handed out a small doll by Maggie to each person at her table. The little girl doll was named Denise and she held her favorite pet rabbit whose name was Dennis.

Jerri just about fell asleep in the crumbs of his mango dessert so Terri nudged him and they both thanked Little Mother Paulann for being such a good table hostess and bid her good night. They took the elevator up to their room and both changed into their matching pajamas with the pink roses. Usually Jerri grumbled that boys don't wear pink roses, but tonight he was so very tired that not one negative word passed his lips. Terri smiled to herself, turned off the lights and they both fell fast asleep.

It was Friday morning! The dolls had both slept so soundly during the night. Jerri was actually up first and dressed in his blue satin cowboy shirt and his old favorite standby – blue jeans and leather belt. He added his brown cowboy boots to his outfit. Terri, when she got up and saw her brother chose her rare blue leather frontier costume. She loved the blue genuine leather fringe on her jacket. She wore an apricot colored cowgirl shirt under it. Her matching rare blue leather skirt completed the outfit. Terri slipped on her white cowboy boot which instantly became cowgirl boots!

Off the twosome went to attend the UFDC business meeting. This was a very important affair and many UFDC board members spoke at the official podium. It was so exciting that Jerri fell fast asleep in his chair and actually began snoring so loudly that Terri had to keep elbowing him. He did awaken fully at the end when they announced that next year's UFDC convention would be held in Orlando, Florida. "We could wear our Mickey Mouse ears!" he told his sister.

After the meeting they looked in the sales room but didn't find any tagged Terri Lee clothing which they did not already own. Then they perused the helper room. This is an assemblage of dolls and doll related items which doll clubs all across the nation donated to help UFDC continue. Without clubs and individual helping out by contributing, UFDC would cease to function. This is how UFDC could provide the next free program about R. John Wright's artistically made felt dolls which are created in Bennington, Vermont. It was presented by Little Father Martin S. Roden and Little Father Dennis J. E. Ross. It was a delightful hour showcasing the many beautiful dolls which the R. John Wright company has become so famous for. Susan and John Wright came to see the presentation.

Jerri's eyes were drooping so Terri suggested they take a nap before dinnertime. Jerri didn't need to be asked twice about that as he made a beeline to

their room. Soon it was time to go down to dinner honoring Tasha Tudor. R. John Wright had created a doll fashioned after one of the many delightful illustrations which Tasha Tudor was famous for. They made a cute little girl doll fashioned from felt. A companion boy doll completed the set. A pork chop dinner was served which made Jerri extremely happy since he relished pork chops. After dinner the dolls waddled off to the special Ruby Red doll gathering. What a fun time this turned out to be! A dance was taught so the audience could learn the steps and body movements and then everyone got to participate. Terri and Jerri had never laughed so much! Next they were taught how to make Asian paper lanterns. Paper, scissors and staplers were passed around to the audience members. It turned out to be a contest. Guess who won? Yes, dear readers, Terri and Jerri had designed the most creative lantern of all. They were awarded a small Asian doll which could fit into Terri's pocket. She was delighted with her prize and gave her bother a big hug for his help with the project. "Well" said Jerri, the wise sage, "teamwork does it every time!" Terri had to agree with her brother about that. The two tired dolls stumbled up to their room, changed into their pajamas with multi-colored polka dots and fell fast asleep.

The twins awoke and surveyed all the accumulated little boxes they'd received during the past days. "I'll never get this into my three suitcases" lamented Terri. "And my one little suitcase won't hold all that," added Jerri. Just then, as Terri was near the window, she looked down and spied an Office Depot store across the street. In the window was a sign advertising mailing services. "We'll mail it all back to Apple Valley!" she exclaimed. So the two dolls bundled all their accumulated treasures and trundled off to see about sending it all home. An hour later the four boxes were addressed, taped up and ready to send off to the Apple Valley nursery. "That was exhausting and I'm famished," panted Jerri. So Terri relented and allowed her brother to stop at a little coffee shop where he readily consumed a bacon and egg breakfast sandwich made to order and a nice big bottle of cold chocolate milk. "Ah, that's much better!" Jerri reported as he licked at the few remaining crumbs left behind.

"We do have a Ruby Red luncheon to attend but I could see you weren't going to be able to hold out until noon," Terri told her brother. "Nope!" agreed Jerri.

They returned back to their room to rest and begin a little packing. Terri had learned it's an easier task if done a little bit at a time. As the luncheon time drew near the dolls went down to the room and were shown to their table. A nice spinach, tomato and pine nut salad was served followed by chicken, broccoli, and

then, for dessert, a strawberry shortcake. The dolls really enjoyed the new friends they met around the table. A Kindred Spirits Powerpoint was presented followed by a Ruby Red souvenir doll for participants. The little Asian doll was tiny and Terri tucked the doll under her arm – and cradled it. She loved it immediately. Jerri said he'd give his to Bonnie Lou when he got home. He did enjoy eating the fortune cookies although he neglected reading each doll related fortune.

At the end of the luncheon, they thanked the table hostess and journeyed on to see the UFDC sales room before it closed its doors for good ... or until next year when the convention resumes once again in 2017 in Orlando, Florida.

Terri and Jerri leisurely spent their afternoon chatting with other doll friends. When Terri checked the time, she reminded her brother they had to change clothes for the big finale of the convention – the closing banquet.

It wasn't long after that Terri was adjusting the many layers of netting which bellowed forth from her frothy formal. She had brought her white one with silver sequins sewn down the front in two rows. Jerri looked handsome in his tuxedo. The creamy white jacket with white satin lapels was most splendid. As the two dolls made their entrance into the beautifully decorated ballroom, all eyes were targeted toward the handsome couple.

A tossed green salad with candied pecans and heirloom cherry tomatoes was served first, followed by mashed potatoes, filet mignon steak, and asparagus spears. Dessert was a tiramisu mousse. Terri and Jerri both ate heartily and enjoyed their banquet meal. Terri looked around the immense ballroom and admired the lovely formal wear that so many of the attendees had dressed in.

A childrens choir sang a medley of songs which everyone enjoyed. At the end of the performance, another little souvenir doll was bestowed on each person. Terri opened her bag to find a redhead resin doll painted and dressed by the doll artist, Heather Masiak.


All too soon, the elegant party was at an end and good byes were spoken throughout the ballroom with promises to see one another next year in Orlando, Florida.

"Can we go to Disney World?" asked Jerri as he began planning ahead. Terri smiled and thought that would be a fun idea ... and then she began to plan what costumes she'd pack in her five suitcases!

The End.

Terri's BRUSHES, COMBS & CURLERS

Collection of SUE MUNSELL



Most Terri's hair care brushes were made by *Empire* & the name was stamped on the handle. Of the two brushes to the left, the lower brush is mint.

One brush had no brand name, the brush from the square, #2 Lincoln Hair Dress Kit. It was also smaller.




Some of the early Hair Dress Kits had a one little *Dolly's Pride* comb. Others had a comb matching the brush.

Collection of PAT RATHER



Tip-Top Products sold small curlers for dolls. Terri's picture was on the card. Notice that difference between the small curler from the card and the larger curler from Terri's Hair Dress Kit.

Photo & Collection GLENDA KITTO



Tip-Top Curlers for Mother!

Two Versions of the Hair Dress Kit #2 1950

5" x 5" Box w/Square Bottle

5 1/4" x 6" Box w/ Round Bottle



Collections of PAT RATHER & SANDY DORSEY

Photo by GLENDA KITTO



The Tip-Top Products Company, Omaha, Nebraska was closed long ago. Photo from 1996.

Hair Dress Kit #3 1951

LNFP 1951



90C Terri in Southern Belle

Page 27

LITTLE LADY

Here I am, a true Southern Belle in blue taffeta dress, trimmed in narrow black velvet ribbon, a rosebud chintz apron, a large bow in my upswept curls and with eyelet trimmed pantaloons and petticoat.

Terri's Hair Dress Kit contains comb, brush and 12 curlers.

1099 Southern Belle costume only
3000 Hair dress kit

LEFT ABOVE: LNFP made no mention of any helene Pessl product. The name of the outfit had also changed, to "Southern Belle."

LEFT BELOW: Notice the that hair care Instructions have been simplified. By 1951 Terri no longer had mannequin hair. Her shiny Raysheen locks were easier to deal with.

RIGHT BELOW: Hair Dress Kit had a place for an extra hairnet and also included a pair of barrettes. The company began to add a small illustrated leaflet, detailing the step-by-step process of Terri's hair styling.

LNFP 1951

You will love my beautiful hair. If you want to re-set my curls, just dampen them lightly with a moist piece of cotton, and roll on curlers or bobbie pins. When completely dry, remove curlers and comb each curl carefully over your finger. I will try to forecast hair styles for you, as my wig maker is an excellent hair stylist.



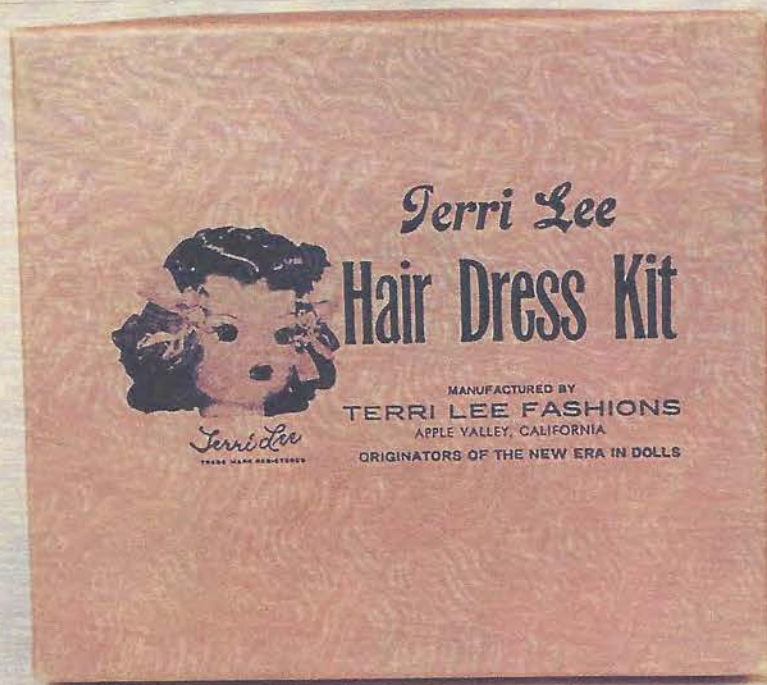
First Apple Valley Hair Dress Kit (Hair Dress Kit #4)

The Apple Valley Hair Dress Kit had the old Terri Lee logo name and signature, but an updated Terri head on the lid. This one has the last version of that first instruction leaflet. Stamped across the front are the words, "NEBRASKA HOSPITAL UNIT CLOSED. USE ONLY APPLE VALLEY, CALIF. ADDRESS PRICE ON TERRI LEE DOLL REWIG \$3.50 POSTPAID." Many dolls who had had their hair combed off needed a trip to the new hospital unit in Apple Valley!

Collection of SANDY DORSEY



Terri Lee says —
 "YOU CAN
 HAVE FUN
 GIVING ME
 A NEW
 HAIR-DO
 BECAUSE IT'S
 SO EASY!
 YOU MAY
 COMB,
 BRUSH
 AND
 WAVE MY
 RAYSHEN
 HAIR AS
 OFTEN AS
 YOU LIKE!"

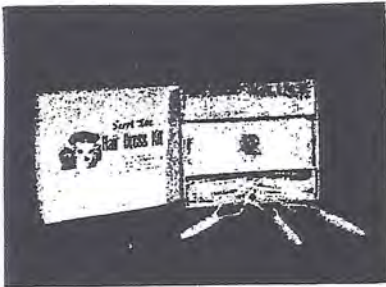




IMPORTANT

Terri's hair CAN be shampooed but, like every little girl's hair, it must be done very carefully. If shampooing is desired, it is suggested that it be done only by an experienced hair-dresser.

For re-wigging or repairing, send Terri to:
TERRI LEE HOSPITAL
Lincoln, Nebraska



IMPORTANT

Terri's hair CAN be shampooed, but like every little girl's hair, it must be done very carefully. If shampooing is desired, it is suggested that you ask Mother or an experienced hairdresser, to help you.
For Re-wigging or Repairing, send Terri to:
TERRI LEE HOSPITAL 2706 "Y" ST., LINCOLN, NEBRASKA (If you live East of the Rocky Mountains) or the **TERRI LEE HOSPITAL, APPLE VALLEY, CALIF.** (If you live West of the Rocky Mountains)
(Dolls received at Hospital after Nov. 1st, for reconditioning cannot be guaranteed for Christmas return delivery)



IMPORTANT

Terri's hair CAN be shampooed, but like every little girl's hair, it must be done very carefully. If shampooing is desired, it is suggested that you ask Mother or an experienced hairdresser, to help you.
For Re-wigging or Repairing, send Terri to:
TERRI LEE HOSPITAL 2706 "Y" ST., LINCOLN, NEBRASKA (If you live East of the Rocky Mountains) or the **TERRI LEE HOSPITAL, APPLE VALLEY, CALIF.** (If you live West of the Rocky Mountains)
(Dolls received at Hospital after Nov. 1st,

Terri Lee says —



~ YOU CAN HAVE FUN GIVING ME A NEW HAIR-DO BECAUSE IT'S SO EASY!

YOU MAY COMB, BRUSH AND WAVE MY RAYSHEEN HAIR AS OFTEN AS YOU LIKE!

Terri Lee says —



~ YOU CAN HAVE FUN GIVING ME A NEW HAIR-DO BECAUSE IT'S SO EASY!

YOU MAY COMB, BRUSH AND WAVE MY RAYSHEEN HAIR AS OFTEN AS YOU LIKE!

Hair Care Instructions

1951-1955/6

This instruction booklet seems to have accompanied the last Lincoln kit as well as the Apple Valley kits up until 1956.

The picture on the front cover & the text inside stayed the same. But the information on the back cover did not. Notice the address changes & the increasing focus on the Terri Lee Hospital.

LEFT: Front and back covers
BELOW RIGHT: Inside.



COMB MY HAIR, ONE CURL AT A TIME, AND PLEASE BE GENTLE BECAUSE IT HURTS IF YOU PULL!



THEN DAMPEN THE END OF EACH CURL WITH A PIECE OF COTTON DIPPED IN WATER...



NEXT, ROLL EACH CURL ON A CURLER, COVER MY HAIR WITH THE HAIR NET, AND LET IT DRY...



LAST, REMOVE NET AND CURLERS, THEN COMB EACH CURL, ONE AT A TIME, AND MY HAIR-DO'S FINISHED!

Terri Lee says —



~ YOU CAN HAVE FUN GIVING ME A NEW HAIR-DO BECAUSE IT'S SO EASY!


YOU MAY COMB, BRUSH AND WAVE MY RAYSHEEN HAIR AS OFTEN AS...

Second Apple Valley Hair Dress Kit (Hair Dress Kit #5)

Collections of PAT RATHER & SANDY DORSEY



The second Apple Valley Hair Dress Kit from 1956 was the last one. It had a nice new logo and more instructions. By this time Terri's hair was made of "Swiss fiber," the soft fly-away hair that no kit could help!



Y HAIR is made of fine Raysheen. When you first buy me I've just come from the Hairdressing Salon at the TERRI LEE DOLL HOUSE in Apple Valley, California. There my hair has been cut, curled and arranged in the hair-do that has been designed for me. After you've played with me for awhile, my hair may need to be recurled or re-arranged, and here's how to do it.

First and most important, please be careful! My hair should be combed section by section, always supporting it firmly where it is fastened to the head, as my hair does not grow in the scalp like yours. You can wash it with any of the nice detergent shampoos—don't use soap. Avoid tangling as much as possible while shampooing. Brush or comb it

not use water with a curling iron. My pigtails are Saran and not Raysheen, and cannot be curled on the curling iron.

When you give me a new hair-do, pretend you're fixing your own hair. Then you'll be careful and gentle with my hair, and when you've finished I'll look lovely.

For a new wig or any other repairs I may need, send me to the TERRI LEE DOLL HOSPITAL at Apple Valley, California, and I'll return to you looking just as I did the day you first saw me. Have fun with me, and I'll always be

Your loving friend,

Terri Lee



"This is the way
to care for my hair!"

in sections when it has dried. Dampen lightly but completely on top and underneath each section as you curl each separate one, then roll up on regular hair curlers or the ones in my Hair Dress Kit. If you use too much water when you roll my hair, it may curl too lightly or be fuzzy—so use only enough to dampen it. Be sure to let it dry thoroughly before you remove the curlers. This usually takes about 24 hours. You may put me in the fresh air but never under direct heat, please. You needn't comb or brush after taking out the curlers.

If you have a curling iron, you may use that on my hair. Be sure it isn't too hot, and curl my hair a section at a time just like you do with curlers. You must

1956 New Hair Care Instructions in "Terri Lee Friendship Club" Monthly Magazine, April 1956

I HAVE A BRAND-NEW KIND OF HAIR. IT IS FINE, SILKY AND LIFE LIKE, AND EASY TO COMB. MY NEW HAIR HAS A PERMANENT CURL IN IT.

When you first buy me I've just come from the Hairdressing Salon at The Terri Lee Doll House in Apple Valley, California. There my hair has been cut, curled and arranged in the hair-do that has been designed for me. After you've played with me for a while, my hair may need to be recurled or rearranged, and here's how to do it.

First and most important, please be careful. My hair should be combed section by section, always supporting it firmly where it is fastened to the head, as my hair does not grow in the scalp like yours. You can wash it with any of the nice detergent shampoos—don't use soap. Avoid tangling as much as possible while shampooing. Brush or comb it carefully in sections while it is still wet. If you like a loose curl, you may simply curl the ends up around your finger and allow to dry without curlers or pins. If you like a tighter, more formal, curl, roll up on regular metal curlers, or the ones in my Hair Dress Kit, and allow to dry. You may put me out in the fresh air, but NEVER under direct heat.

MY NEW HAIR IS NOT HEAT-RESISTANT. A curling iron must not be used on it. My hair must not be subjected to heat in any way. My pigtales are made of Saran, the same as they always have been, and of course a curling iron cannot be used on them either.

When you give me a new hair-do, pretend you're fixing your own hair. Then you'll be careful and gentle with my hair, and when you've finished I'll look lovely. For a new wig or any other repairs I may need, send me to the TERRI LEE DOLL HOSPITAL at Apple Valley, California, and I'll return to you looking just as I did the day you first saw me. Have fun with me, and I'll always be

Your loving friend,
Terri Lee



List Of FASHIONS



1892
Terri's Hair
Dress Kit

1367	Terri's Easter Dress & Bonnet	Page 1	3.95
3367	Tiny Terri's Easter Dress & Bonnet	Page 1	2.49
5335	Connie Lynn, "Sleepy Baby," Bunny Suit	Page 1	3.98
6335	Linda Baby's Bunny Suit	Page 1	1.95
1318	Terri's Sport Dress	Page 6	1.95
2310	Terri's Sport Suit	Page 6	1.95
4310	Tiny Jerri's Sport Suit	Page 6	1.49
3318	Tiny Terri's Sport Suit	Page 6	1.19
2857	Jerri in Dutch Costume	Page 7	3.95
1356	Terri's Summer Suit	Page 10	2.95
2321	Jerri's Summer Suit	Page 10	2.95
4321	Tiny Terri's Summer Suit	Page 10	1.98
3356	Tiny Terri's Summer Suit	Page 10	2.19
1858	Terri's Spring Coat & Hat	Page 11	5.95
3343	Tiny Terri's Confirmation Dress	Page 12	2.19
1343	Terri's Confirmation Dress	Page 12	2.50
5325	Connie Lynn "Sleepy Baby" Christening Dress	Page 13	3.98
6365	Linda Baby's Christening Dress	Page 13	3.95
1359	Terri's Pet Dress & Pet	Page 16	3.95
3359	Tiny Terri's Pet Dress & Pet	Page 16	3.69
2332	Jerri's Pet Suit & Pet	Page 16	3.95
1892	Terri's Hair Dress Kit	Page 14	1.50

The following are the prices of the Terri Lee dolls in Panties, Shoes & Socks:
Terri Lee, \$10.95; Jerri, \$10.95; Connie Lynn, \$12.95; Linda Baby, \$2.95;
Tiny Terri Lee, \$3.79; and Tiny Jerri Lee, \$3.79.

(If you cannot locate Terri fashions in your town, you can order by mail from your nearest Terri Lee Fashion Center in your state.)

All Terri Lee dolls are "Guaranteed for Life."

Little Mother Sews a Belt for Terri Lee

By Mary M. Hayden



Looking through one of my old pattern books I came across this pattern, I wonder if this was used as the inspiration for Terri Lee's Irish Colleen belt? OR

Could it have been the movie from the early 40's "Since You Went Away"? Jennifer Jones looks lovely, don't you think?



Is this Terri Lee mystery solved?
You be the judge.

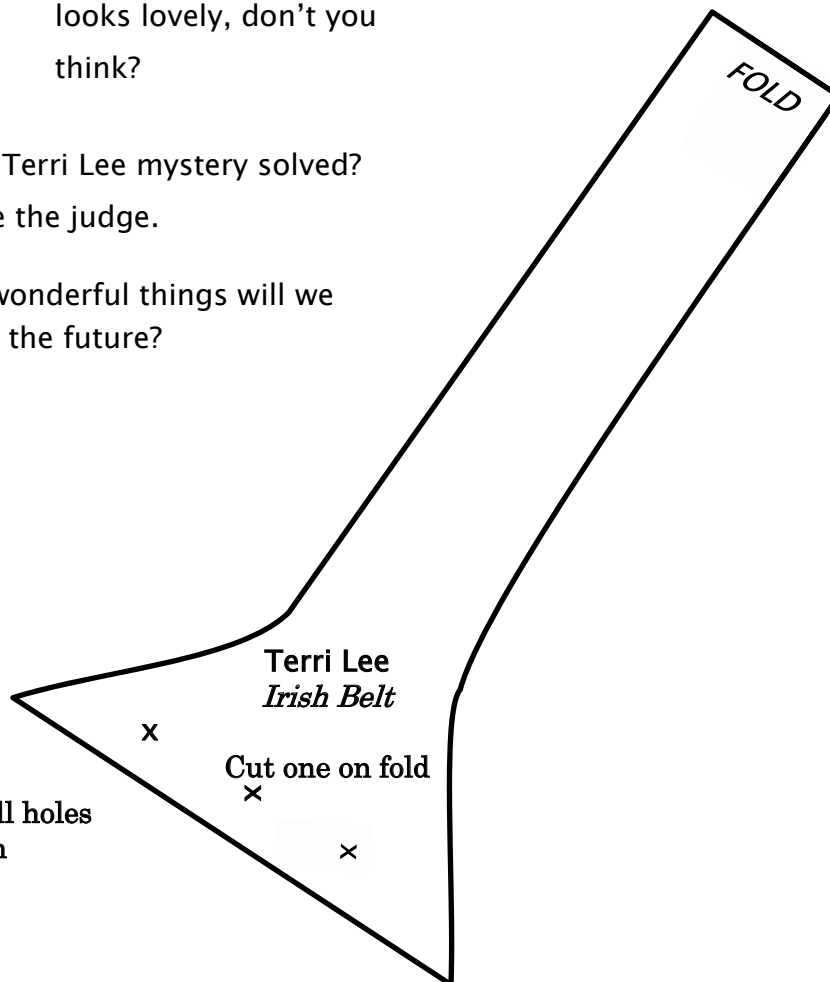
What wonderful things will we find in the future?

Materials:

12" piece of black material
Suitable for a belt, ex. Faux
Suede or an old patent leather belt
6 small gold or brass grommets
18" gold cord

Instructions:

1. Cut one belt on the fold
2. Using a hole punch make small holes where indicated on the pattern
Place grommets in holes
3. String cord through holes



Jerri's Fun Page

by Dennis Ross

Happy 2017 to Everyone!



What is a **fish's** favorite tune?
A scale!

Why should you never trust a pig
with a secret?
Because it will end up squealing!

Why did the girl spread butter on the
fly?
She wanted to see a butterfly!

What should you do for a depressed
rocket?
Boost its confidence!

Why did the football player go to the
bank?
To get his quarterback!

What do you call the fear of getting
stuck while sliding down a chimney?
Santa Claustrophobia!



